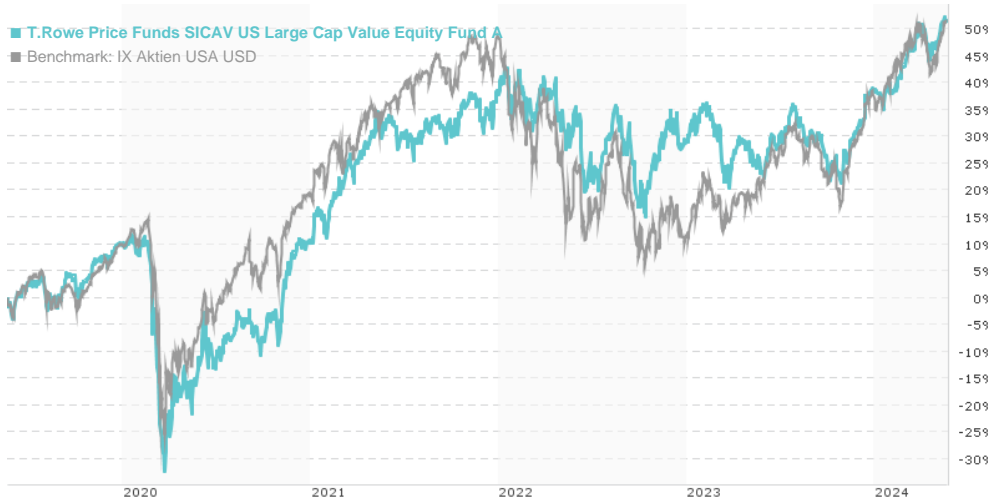


T.Rowe Price Funds SICAV US Large Cap Value Equity Fund A / LU0133099654 / 767378 / T.Rowe Price M. (LU)

Last 05/21/2024 ¹	Country	Branch	Type of yield	Type
49.09 USD	United States of America	Mixed Sectors	reinvestment	Equity Fund



Risk key figures

SRI 1 2 3 4 5 6 7

Mountain-View Funds Rating² EDA³

58

Yearly Performance

2023	+7.68%
2022	-6.55%
2021	+25.18%
2020	+0.39%
2019	+24.11%

Master data		Conditions		Other figures	
Fund type	Single fund	Issue surcharge	5.00%	Minimum investment	USD 1,000.00
Category	Equity	Planned administr. fee	0.00%	Savings plan	-
Sub category	Mixed Sectors	Deposit fees	0.02%	UCITS / OGAW	Yes
Fund domicile	Luxembourg	Redemption charge	0.00%	Performance fee	0.00%
Tranch volume	(05/21/2024) USD 365.69 mill.	Ongoing charges	-	Redeployment fee	0.00%
Total volume	(05/21/2024) USD 765.44 mill.	Dividends		Investment company	
Launch date	6/28/2001	T.Rowe Price M. (LU)			
KESr report funds	Yes	100 East Pratt Street, MD 21202, Baltimore			
Business year start	01.01.	United States of America			
Sustainability type	-	https://www.troweprice.com			
Fund manager	Gabriel Solomon,John Linehan,Mark Finn				

Performance	1M	6M	YTD	1Y	2Y	3Y	5Y	Since start
Performance	+4.20%	+16.94%	+9.14%	+20.64%	+16.38%	+14.35%	+51.33%	+250.14%
Performance p.a.	-	-	-	+20.64%	+7.89%	+4.57%	+8.63%	+6.64%
Sharpe ratio	7.63	3.36	2.32	1.58	0.27	0.05	0.25	0.16
Volatility	8.39%	9.89%	9.38%	10.68%	15.03%	15.43%	19.28%	17.88%
Worst month	-	-2.45%	-2.45%	-5.15%	-9.04%	-9.04%	-15.50%	-17.06%
Best month	-	6.94%	5.74%	6.94%	8.02%	8.02%	17.74%	17.74%
Maximum loss	-0.96%	-4.64%	-4.64%	-10.66%	-15.23%	-19.48%	-39.45%	-

Distribution permission

Austria, Germany, Switzerland

¹ Important note on update status: The displayed date refers exclusively to the calculation of the NAV.

² The Mountain-View Data Fund Rating calculates a comparative ranking for funds using yield, volatility and trend data. For more information visit [MVD Funds Rating](#)

³ Displays the Ethical-Dynamical Ratio calculated according to standard criteria. The maximum value is 100. For more information visit [EDA](#)

DISCLAIMER: The information on this page are for informational purposes only and should neither an offer to sell nor a solicitation for the purchase of the security or recommendation in favor of the security to be understood. baha GmbH assumes no liability despite thorough searches for the accuracy of the data.

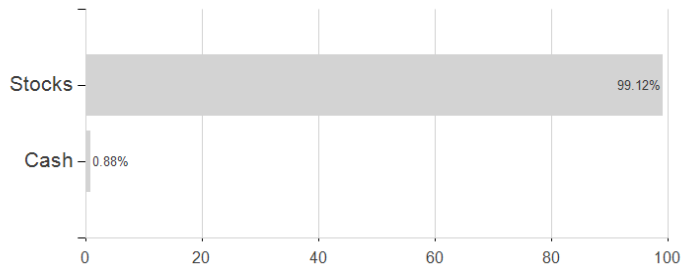
Funds data from: www.mountain-view.com. Fact Sheet created by: www.baha.com

Created: 05/22/2024

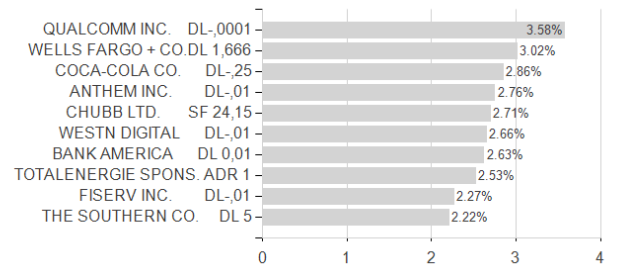
T.Rowe Price Funds SICAV US Large Cap Value Equity Fund A / LU0133099654 / 767378 / T.Rowe Price M. (LU)

Assessment Structure

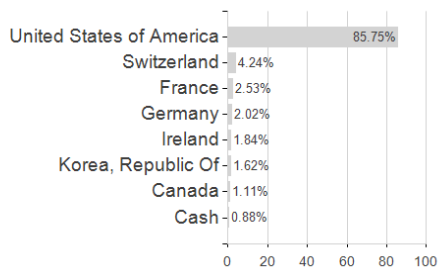
Assets



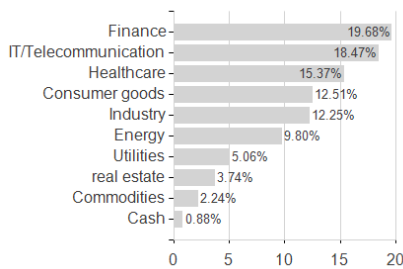
Largest positions



Countries



Branches



Currencies

