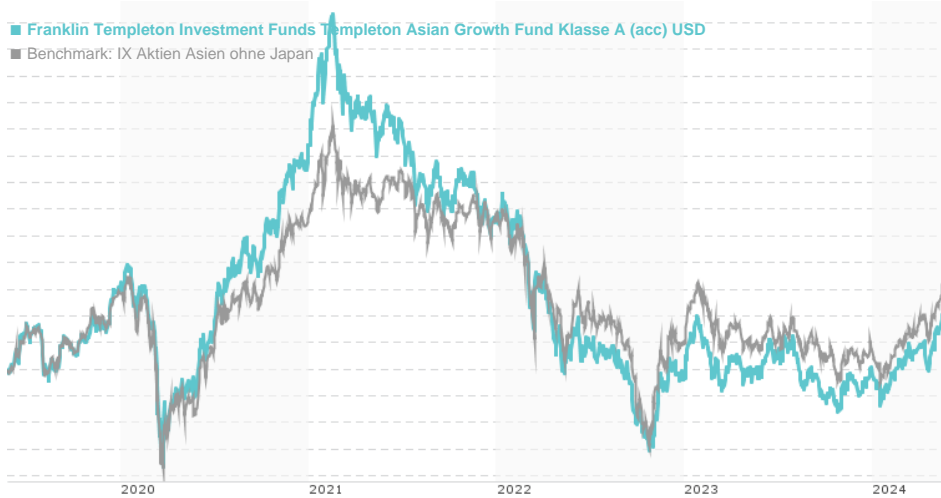


## Franklin Templeton Investment Funds Templeton Asian Growth Fund Klasse A (acc) USD / LU0128522157 / 785343 /

Last 05/23/2024 <sup>1</sup>	Region	Branch	Type of yield	Type
36.17 USD	Asia (excl. Japan)	Mixed Sectors	reinvestment	Equity Fund

■ Franklin Templeton Investment Funds Templeton Asian Growth Fund Klasse A (acc) USD  
■ Benchmark: IX Aktien Asien ohne Japan



## Risk key figures

SRI 1 2 3 4 5 6 7

Mountain-View Funds Rating<sup>2</sup>EDA<sup>3</sup> 77

## Yearly Performance

2023	+2.19%
2022	-23.61%
2021	-9.54%
2020	+23.84%
2019	+21.93%

Master data		Conditions		Other figures	
Fund type	Single fund	Issue surcharge	5.75%	Minimum investment	EUR 1,000.00
Category	Equity	Planned administr. fee	0.00%	Savings plan	-
Sub category	Mixed Sectors	Deposit fees	0.14%	UCITS / OGAW	Yes
Fund domicile	Luxembourg	Redemption charge	0.00%	Performance fee	0.00%
Tranch volume	(04/30/2024) USD 538.29 mill.	Ongoing charges	-	Redeployment fee	0.00%
Total volume	(04/30/2024) USD 1,783.90 mill.	Dividends		Investment company	
Launch date	5/14/2001	Franklin Templeton Schottenring 16, 2.OG, 1010, Wien Austria <a href="https://www.franklintempleton.at">https://www.franklintempleton.at</a>			
KES <sub>t</sub> report funds	Yes				
Business year start	01.07.				
Sustainability type	-				
Fund manager	Sukumar Rajah, Eric Mok				

Performance	1M	6M	YTD	1Y	2Y	3Y	5Y	Since start
Performance	+5.64%	+9.41%	+7.65%	+9.01%	+3.52%	-25.10%	+8.78%	+470.50%
Performance p.a.	-	-	-	+8.99%	+1.74%	-9.18%	+1.70%	+7.85%
Sharpe ratio	6.67	1.21	1.25	0.36	-0.12	-0.70	-0.10	0.21
Volatility	13.66%	13.29%	13.67%	14.45%	17.59%	18.59%	20.44%	19.19%
Worst month	-	-4.58%	-4.58%	-7.41%	-11.77%	-11.77%	-15.32%	-29.70%
Best month	-	5.30%	4.93%	5.30%	19.29%	19.29%	19.29%	19.29%
Maximum loss	-2.08%	-7.08%	-5.68%	-13.56%	-22.74%	-43.20%	-49.01%	-

## Distribution permission

Austria, Germany, Switzerland, United Kingdom, Luxembourg

<sup>1</sup> Important note on update status: The displayed date refers exclusively to the calculation of the NAV.

<sup>2</sup> The Mountain-View Data Fund Rating calculates a comparative ranking for funds using yield, volatility and trend data. For more information visit [MVD Funds Rating](#)

DISCLAIMER: The information on this page are for informational purposes only and should neither an offer to sell nor a solicitation for the purchase of the security or recommendation in favor of the security to be understood. baha GmbH assumes no liability despite thorough searches for the accuracy of the data.

Funds data from: [www.mountain-view.com](http://www.mountain-view.com). Fact Sheet created by: [www.baha.com](http://www.baha.com)

Created: 05/26/2024

## Franklin Templeton Investment Funds Templeton Asian Growth Fund Klasse A (acc) USD / LU0128522157 / 785343 /

### Investment strategy

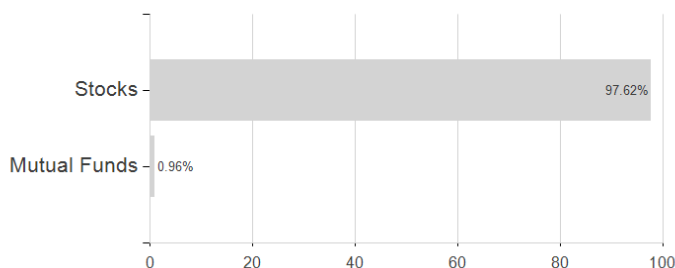
The Fund pursues an actively managed investment strategy and invests mainly in: - equity securities issued by companies of any size traded on stock exchanges in Asian countries (excluding Australia, New Zealand and Japan) - equity securities issued by companies of any size located in, or doing significant business in, Asian countries (excluding Australia, New Zealand and Japan) The Fund can invest to a lesser extent in: - equity or debt securities issued by companies of any size located in any country in the Asia region, including any other emerging markets in the Asia region - equity securities of companies located outside of the Asia Region but which derive a significant proportion of their revenues or profits from the Asia region - securities issued by private companies (limited to 5% of the Fund's assets) - derivatives for hedging and efficient portfolio management The investment team uses in-depth financial analysis to select individual securities that it believes will provide the best opportunities for increased value over the long term. The benchmark of the Fund is the MSCI AC Asia ex-Japan 10/40 Index-NR - Linked. The benchmark is used solely as a reference for Investors to compare against the Fund's performance, and the benchmark is neither used as a constraint on how the Fund's portfolio is to be constructed nor set as a target for the Fund's performance to beat. The Fund can deviate from the benchmark.

### Investment goal

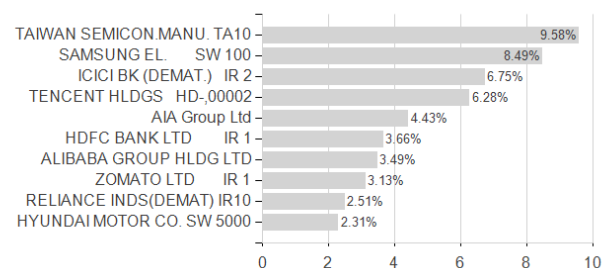
The Fund is classified as Article 8 under EU Sustainable Finance Disclosure Regulation and aims to increase the value of its investments over the medium to long term.

### Assessment Structure

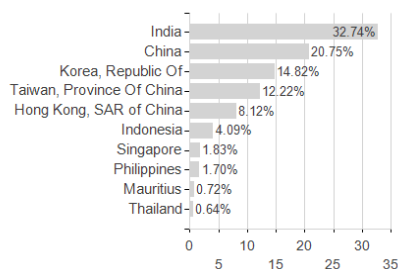
#### Assets



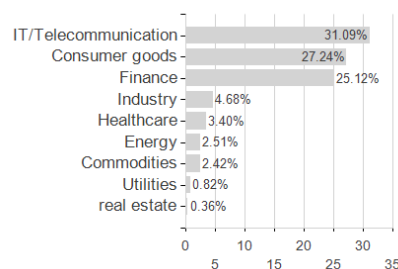
#### Largest positions



#### Countries



#### Branches



#### Currencies

