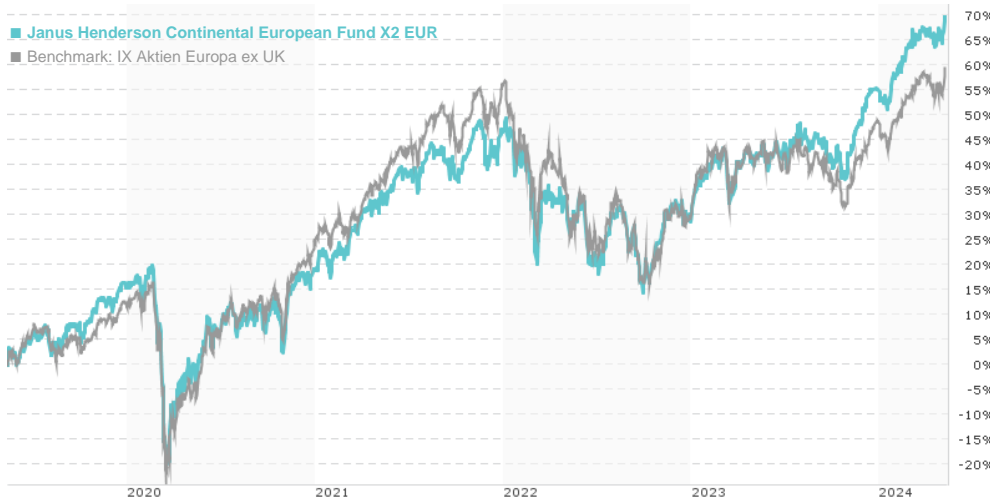


Janus Henderson Continental European Fund X2 EUR / LU0135928298 / 798227 / Janus Henderson Inv.

Last 05/08/2024 ¹	Country	Branch	Type of yield	Type
15.37 EUR	-	Mixed Sectors	reinvestment	Equity Fund



Risk key figures

SRI 1 2 3 4 5 6 7

Mountain-View Funds Rating²EDA³ 55

Yearly Performance

2023	+20.68%
2022	-12.21%
2021	+23.31%
2020	+3.06%
2019	+28.08%

Master data		Conditions		Other figures	
Fund type	Single fund	Issue surcharge	5.00%	Minimum investment	EUR 2,500.00
Category	Equity	Planned administr. fee	0.00%	Savings plan	-
Sub category	Mixed Sectors	Deposit fees	0.00%	UCITS / OGAW	Yes
Fund domicile	Luxembourg	Redemption charge	0.00%	Performance fee	0.00%
Tranch volume	(05/08/2024) EUR 0.685 mill.	Ongoing charges	-	Redeployment fee	0.00%
Total volume	(05/08/2024) EUR 3,150.38 mill.	Dividends		Investment company	
Launch date	9/29/2001	Janus Henderson Inv.			
KESr report funds	Yes	201 Bishopsgate, EC2M 3AE, London			
Business year start	01.10.	United Kingdom			
Sustainability type	-	www.janushenderson.com/			
Fund manager	Tom O'Hara, Tom Lemaigre, John Bennett				

Performance	1M	6M	YTD	1Y	2Y	3Y	5Y	Since start
Performance	+1.24%	+18.79%	+9.17%	+19.00%	+34.06%	+25.87%	+65.73%	+308.84%
Performance p.a.	-	-	-	+18.94%	+15.81%	+7.98%	+10.62%	+6.43%
Sharpe ratio	1.14	4.14	2.52	1.39	0.88	0.28	0.39	0.15
Volatility	10.83%	9.11%	9.88%	10.94%	13.72%	14.98%	17.35%	18.05%
Worst month	-	-0.89%	-0.89%	-2.74%	-9.29%	-9.29%	-11.41%	-15.85%
Best month	-	8.58%	3.55%	8.58%	8.58%	8.58%	13.64%	13.64%
Maximum loss	-2.30%	-2.82%	-2.40%	-7.57%	-14.47%	-23.32%	-33.11%	-

Distribution permission

Austria, Germany, Switzerland, United Kingdom, Luxembourg

¹ Important note on update status: The displayed date refers exclusively to the calculation of the NAV.² The Mountain-View Data Fund Rating calculates a comparative ranking for funds using yield, volatility and trend data. For more information visit [MVD Funds Rating](#)

DISCLAIMER: The information on this page are for informational purposes only and should neither an offer to sell nor a solicitation for the purchase of the security or recommendation in favor of the security to be understood. baha GmbH assumes no liability despite thorough searches for the accuracy of the data.

Funds data from: [www.mountain-view.com](#). Fact Sheet created by: [www.baha.com](#)

Created: 05/13/2024

Janus Henderson Continental European Fund X2 EUR / LU0135928298 / 798227 / Janus Henderson Inv.

3 Displays the Ethical-Dynamical Ratio calculated according to standard criteria. The maximum value is 100. For more information visit [EDA](#)

Investment strategy

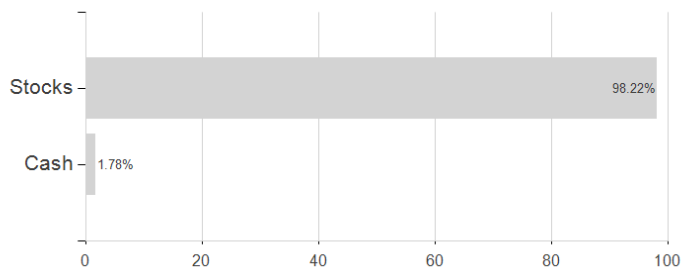
The Investment Manager may use derivatives (complex financial instruments) to reduce risk or to manage the Fund more efficiently. The Fund is actively managed with reference to the MSCI Europe (ex UK) Index, which is broadly representative of the companies in which it may invest, as this can provide a useful comparator for assessing the Fund's performance. The Investment Manager has discretion to choose investments for the Fund with weightings different to the index or not in the index.

Investment goal

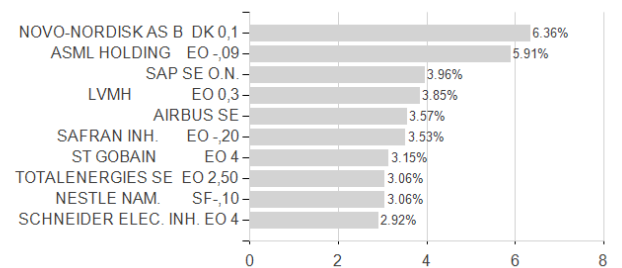
The Fund aims to provide a return, from a combination of capital growth and income over the long term (5 years or more). The Fund invests at least two-thirds of its assets in a portfolio of shares (equities) and equity-related securities of companies, of any size, in any industry, in Continental Europe. Companies will have their registered office in or do most of their business (directly or through subsidiaries) in this region. The Fund may also invest in other assets including cash and money market instruments.

Assessment Structure

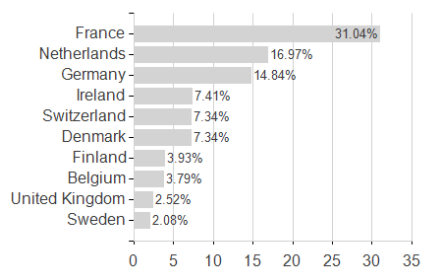
Assets



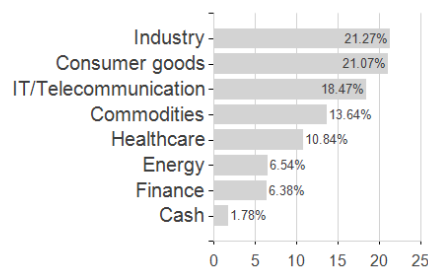
Largest positions



Countries



Branches



Currencies

