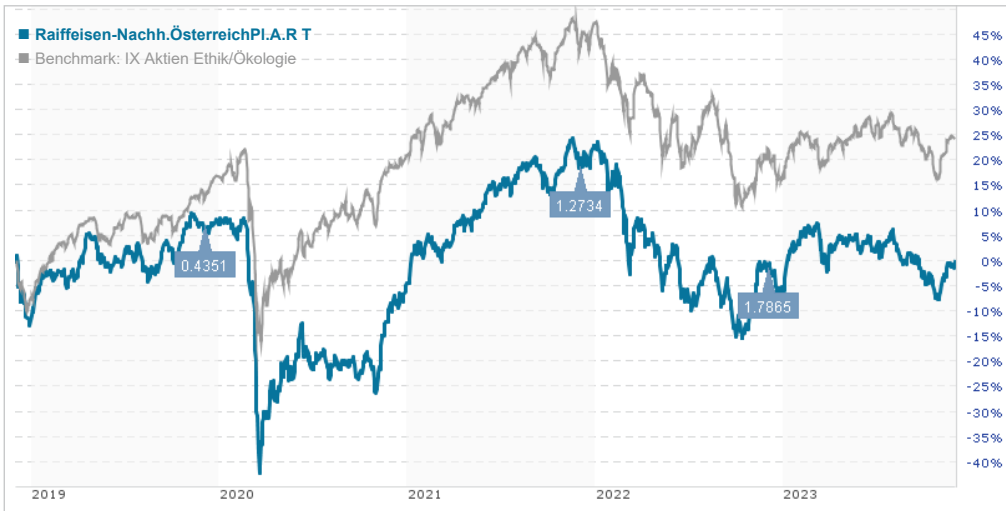


Raiffeisen-Nachh.ÖsterreichPI.A.R T / AT0000805189 / 080518 / Raiffeisen KAG

Last 11/30/2023 ¹ 212.78 EUR	Region Europe	Branch Sector Ecology/Ethics	Type of yield reinvestment	Type Equity Fund
---	------------------	---------------------------------	-------------------------------	---------------------



Risk key figures

SRRRI	1	2	3	4	5	6	7
-------	---	---	---	---	---	----------	---

Mountain-View Funds Rating	EDA ²
	98

Yearly Performance

2022	-22.45%
2021	+27.85%
2020	-10.82%
2019	+22.96%
2018	-20.53%

Master data		Conditions		Other figures	
Fund type	Single fund	Issue surcharge	5.00%	Minimum investment	UNT 0
Category	Equity	Planned administr. fee	0.00%	Savings plan	Yes
Sub category	Sector Ecology/Ethics	Deposit fees	0.00%	UCITS / OGAW	Yes
Fund domicile	Austria	Redemption charge	0.00%	Performance fee	0.00%
Tranch volume	(11/30/2023) EUR 96,96 Mio.	Ongoing charges	(11/21/2022) 1.73%	Redeployment fee	0.00%
Total volume	(11/30/2023) EUR 133,21 Mio.	Dividends		Investment company	
Launch date	3/26/1999	01.12.2022	1.79 EUR	Raiffeisen KAG	
KESSt report funds	Yes	01.12.2021	1.27 EUR	Mooslackengasse 12, 1190, Wien	
Business year start	01.10.	02.12.2019	0.44 EUR	Austria	
Sustainability type	Ethics/ecology	03.12.2018	5.92 EUR	https://www.rcm.at	
Fund manager	TEAM	02.12.2013	0.01 EUR		

Performance	1M	6M	YTD	1Y	2Y	3Y	5Y	Since start
Performance	+8.04%	-2.73%	+5.33%	+1.75%	-16.09%	+9.13%	+0.11%	+259.72%
Performance p.a.	-	-	-	+1.75%	-8.40%	+2.96%	+0.02%	+5.32%
Sharpe ratio	13.02	-0.79	0.14	-0.16	-0.70	-0.06	-0.20	0.07
Volatility	11.11%	11.74%	13.64%	13.70%	17.77%	16.32%	19.79%	19.98%
Worst month	-	-4.26%	-4.26%	-4.26%	-9.89%	-9.89%	-27.52%	-29.62%
Best month	-	7.45%	9.03%	9.32%	9.32%	24.18%	24.18%	24.18%
Maximum loss	-1.01%	-13.02%	-14.06%	-14.06%	-31.47%	-31.82%	-47.25%	-
Outperformance	-	-	10.27%	+9.13%	+10.84%	+8.75%	+14.68%	-

Distribution permission

Austria, Germany

¹ Important note on update status: The displayed date refers exclusively to the calculation of the NAV.

² Displays the Ethical-Dynamical Ratio calculated according to standard criteria. The maximum value is 100. For more information visit <http://www.mountain-view.com/MVD-Fonds-Rating.pdf>

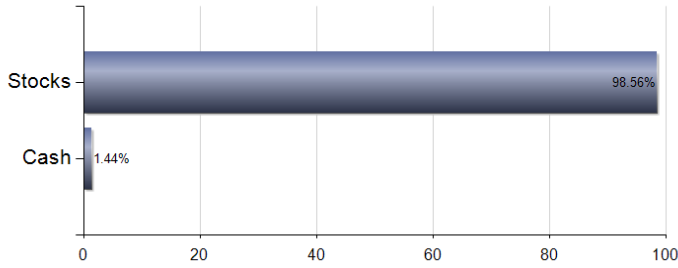
Raiffeisen-Nachh.ÖsterreichPI.A.R T / AT0000805189 / 080518 / Raiffeisen KAG

Investment goal

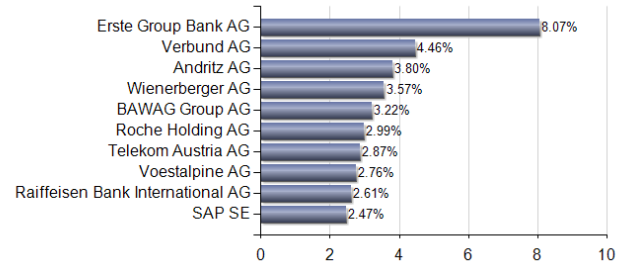
Investment is focused on companies included in the ATX index. The selection of stocks takes place on the basis of in-depth corporate analysis. There is no currency risk, but investors do have to expect higher fluctuations in asset prices.

Assessment Structure

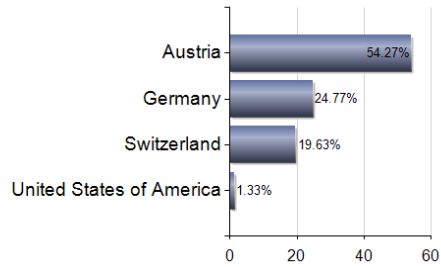
Assets



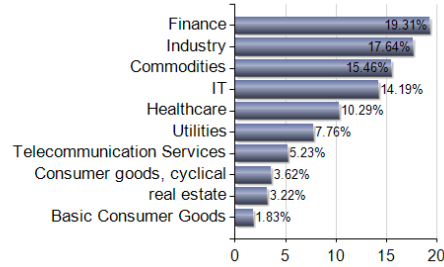
Largest positions



Countries



Branches



Currencies

