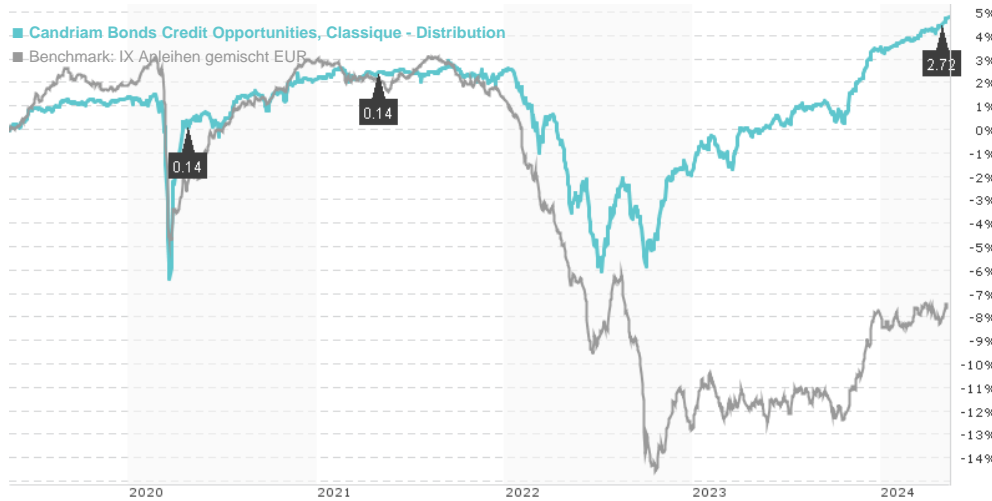


## Candriam Bonds Credit Opportunities, Classique - Distribution / LU0151324851 / 812873 / Candriam

Last 05/13/2024 <sup>1</sup>	Region	Branch	Type of yield	Type
142.06 EUR	Worldwide	Bonds: Mixed	paying dividend	Fixed-Income Fund



### Risk key figures

SRI 1 2 3 4 5 6 7

Mountain-View Funds Rating<sup>2</sup> EDA<sup>3</sup>

69

### Yearly Performance

2023	+5.38%
2022	-4.28%
2021	+0.35%
2020	+0.77%
2019	+3.22%

Master data		Conditions		Other figures	
Fund type	Single fund	Issue surcharge	2.50%	Minimum investment	UNT 0
Category	Bonds	Planned administr. fee	0.00%	Savings plan	-
Sub category	Bonds: Mixed	Deposit fees	0.00%	UCITS / OGAW	Yes
Fund domicile	Luxembourg	Redemption charge	0.00%	Performance fee	20.00%
Tranch volume	(05/13/2024) EUR 0.820 mill.	Ongoing charges	-	Redeployment fee	0.00%
Total volume	(05/13/2024) EUR 580.15 mill.	Dividends		Investment company	
Launch date	7/24/2003	29.04.2024	2.72 EUR	Candriam 19-21 route d'Arlon, 8009, Strassen Luxembourg www.candriam.com	
KESr report funds	Yes	28.04.2021	0.14 EUR		
Business year start	01.01.	24.04.2020	0.14 EUR		
Sustainability type	-	26.04.2019	0.14 EUR		
Fund manager	Philippe Noyard, Patrick Zeenni, Nicolas Jullien	24.04.2018	1.70 EUR		

Performance	1M	6M	YTD	1Y	2Y	3Y	5Y	Since start
Performance	+0.53%	+3.07%	+1.31%	+4.81%	+8.13%	+2.35%	+4.83%	+97.03%
Performance p.a.	-	-	-	+4.83%	+3.98%	+0.78%	+0.95%	+3.31%
Sharpe ratio	3.62	2.78	-0.20	0.84	0.07	-1.22	-1.10	-0.18
Volatility	0.90%	0.89%	0.71%	1.22%	2.53%	2.49%	2.62%	2.75%
Worst month	-	0.18%	0.18%	-0.33%	-3.16%	-3.16%	-3.16%	-13.71%
Best month	-	1.43%	0.89%	1.43%	2.52%	2.52%	2.52%	5.45%
Maximum loss	-0.13%	-0.22%	-0.22%	-0.93%	-4.06%	-8.77%	-8.77%	-

### Distribution permission

Austria, Germany, Switzerland

<sup>1</sup> Important note on update status: The displayed date refers exclusively to the calculation of the NAV.

<sup>2</sup> The Mountain-View Data Fund Rating calculates a comparative ranking for funds using yield, volatility and trend data. For more information visit [MVD Funds Rating](#)

<sup>3</sup> Displays the Ethical-Dynamical Ratio calculated according to standard criteria. The maximum value is 100. For more information visit [EDA](#)

## Candriam Bonds Credit Opportunities, Classique - Distribution / LU0151324851 / 812873 / Candriam

### Investment strategy

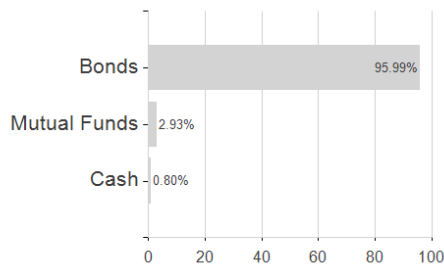
The management team makes discretionary investment choices based on economic/financial analyses. The fund does not have sustainable investment as its objective and does not specifically promote environmental and/or social characteristics. The fund may make use of derivative products for both investment and hedging purposes (to protect against future unfavourable financial events).

### Investment goal


The fund seeks to achieve capital growth by investing in the principal assets traded and to outperform the benchmark.

### Assessment Structure

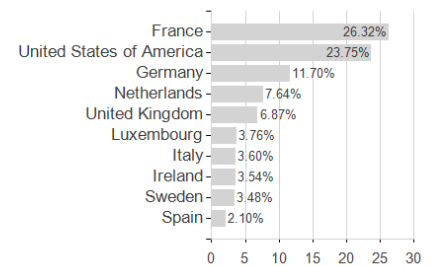
#### Assets



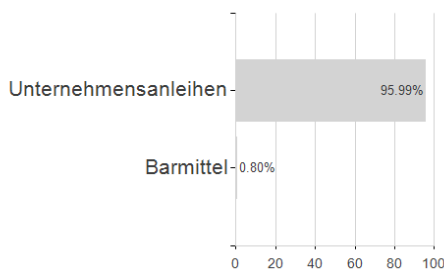
#### Largest positions



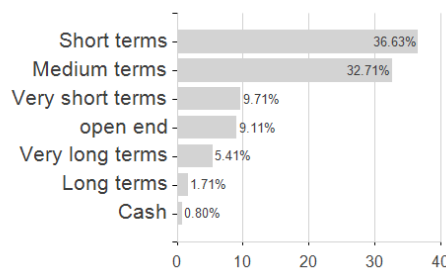
#### Countries



#### Issuer



#### Duration



#### Currencies

