

## DWS Artificial Intelligence ND / DE0008474149 / 847414 / DWS Investment GmbH

Last 05/08/2024 <sup>1</sup>	Region	Branch	Type of yield	Type
395.60 EUR	Worldwide	Sector Technology	paying dividend	Equity Fund

■ DWS Artificial Intelligence ND  
■ Benchmark: IX Aktien Technologie/IT



### Risk key figures

SRI 1 2 3 4 5 6 7

Mountain-View Funds Rating<sup>2</sup> EDA<sup>3</sup>

78

### Yearly Performance

2023	+40.82%
2022	-32.74%
2021	+20.20%
2020	+32.18%
2019	+43.37%

Master data		Conditions		Other figures	
Fund type	Single fund	Issue surcharge	0.00%	Minimum investment	UNT 0
Category	Equity	Planned administr. fee	0.00%	Savings plan	Yes
Sub category	Sector Technology	Deposit fees	0.00%	UCITS / OGAW	Yes
Fund domicile	Germany	Redemption charge	0.00%	Performance fee	0.00%
Tranch volume	(05/08/2024) EUR 466.62 mill.	Ongoing charges	-	Redeployment fee	0.00%
Total volume	(03/28/2024) EUR 466.66 mill.	Dividends		Investment company	
Launch date	10/14/1983	08.03.2024	0.05 EUR	DWS Investment GmbH Mainzer Landstraße 11-17, 60329, Frankfurt am Main Germany https://www.dws.de	
KESr report funds	Yes	10.03.2023	4.38 EUR		
Business year start	01.01.	04.03.2022	0.05 EUR		
Sustainability type	-	05.03.2021	0.05 EUR		
Fund manager	Tobias Rommel	20.11.2020	0.12 EUR		

Performance	1M	6M	YTD	1Y	2Y	3Y	5Y	Since start
Performance	+0.79%	+21.39%	+15.56%	+43.54%	+42.22%	+23.70%	+96.00%	+1171.72%
Performance p.a.	-	-	-	+43.40%	+19.29%	+7.35%	+14.39%	+6.46%
Sharpe ratio	0.29	2.84	2.73	2.47	0.73	0.17	0.43	0.13
Volatility	21.72%	15.49%	17.50%	16.12%	21.17%	21.64%	24.70%	21.14%
Worst month	-	-0.78%	-0.78%	-2.54%	-10.07%	-13.67%	-13.67%	-25.80%
Best month	-	10.27%	7.20%	13.17%	13.17%	13.17%	14.80%	24.38%
Maximum loss	-5.63%	-5.63%	-5.63%	-8.01%	-22.17%	-36.61%	-36.61%	-

### Distribution permission

Austria, Germany

<sup>1</sup> Important note on update status: The displayed date refers exclusively to the calculation of the NAV.

<sup>2</sup> The Mountain-View Data Fund Rating calculates a comparative ranking for funds using yield, volatility and trend data. For more information visit [MVD Funds Rating](#)

<sup>3</sup> Displays the Ethical-Dynamical Ratio calculated according to standard criteria. The maximum value is 100. For more information visit [EDA](#)

## DWS Artificial Intelligence ND / DE0008474149 / 847414 / DWS Investment GmbH

### Investment strategy

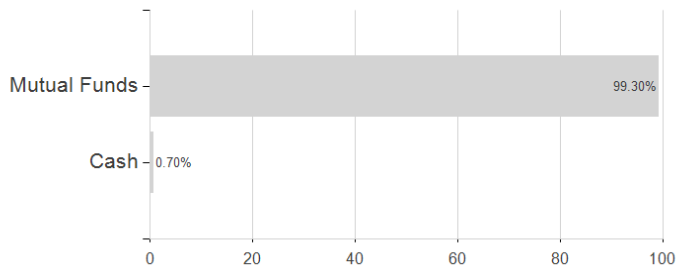
To achieve this, the fund invests at least 85% of its assets in shares of the MFC share class of DWS Invest Artificial Intelligence (master fund). The objective of the investment policy of DWS Invest Artificial Intelligence is to generate long-term capital appreciation. To attain this, the fund invests primarily in companies in the international equity markets whose business profits from artificial intelligence or currently has a connection with artificial intelligence. The return of the product is reflected by the daily calculated net asset value per unit and the distribution amount if applicable.

### Investment goal

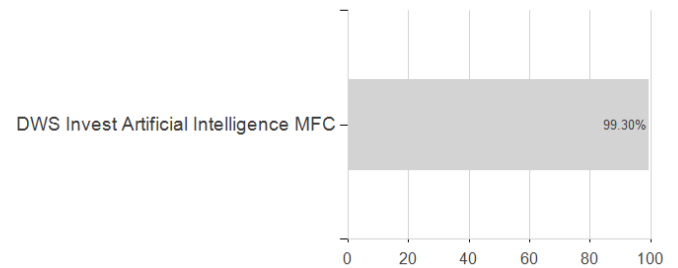
The fund is actively managed. The fund is not managed in reference to a benchmark. The fund promotes environmental and social characteristics and is subject to the disclosure requirements of a financial product in accordance with article 8(1) of Regulation (EU) 2019/2088 on sustainability-related disclosures in the financial services sector. More ESG information is available in the sales prospectus and on the DWS website. The objective of the investment policy is to generate long-term capital appreciation.

### Assessment Structure

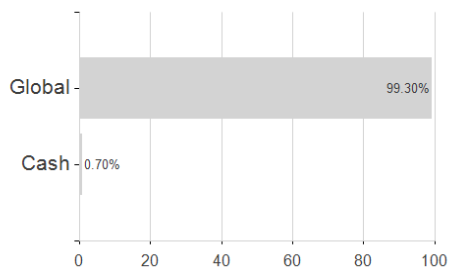
#### Assets



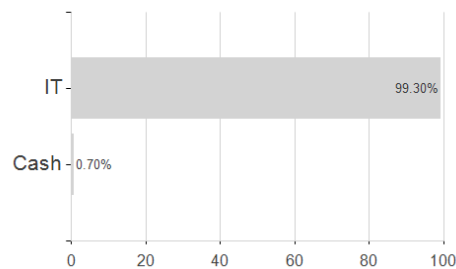
#### Largest positions



#### Countries



#### Branches



#### Currencies

