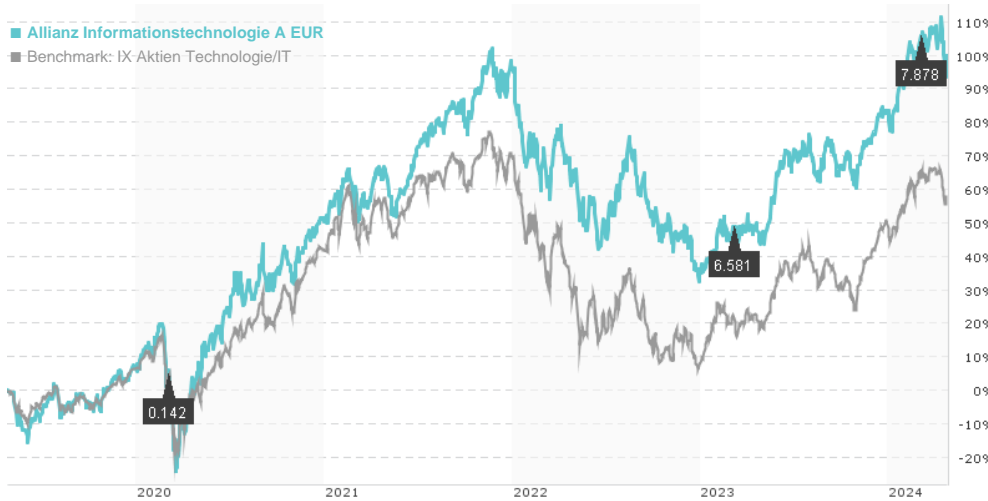


Allianz Informationstechnologie A EUR / DE0008475120 / 847512 / Allianz GI.Investors

Last 04/24/2024 ¹	Region	Branch	Type of yield	Type
528.42 EUR	Worldwide	Sector Technology	paying dividend	Equity Fund

■ Allianz Informationstechnologie A EUR
■ Benchmark: IX-Aktien Technologie/IT



Risk key figures

SRI 1 2 3 4 5 6 7

Mountain-View Funds Rating² EDA³

77

Yearly Performance

2023	+36.32%
2022	-31.68%
2021	+30.94%
2020	+41.05%
2019	+39.07%

Master data		Conditions		Other figures	
Fund type	Fund of funds	Issue surcharge	5.00%	Minimum investment	UNT 0
Category	Equity	Planned administr. fee	0.00%	Savings plan	-
Sub category	Sector Technology	Deposit fees	0.00%	UCITS / OGAW	Yes
Fund domicile	Germany	Redemption charge	0.00%	Performance fee	0.00%
Tranch volume	(01/03/2024) EUR 289.96 mill.	Ongoing charges	-	Redeployment fee	0.00%
Total volume	(02/28/2023) EUR 255.91 mill.	Dividends		Investment company	
Launch date	7/25/1983	04.03.2024	7.88 EUR	Allianz GI.Investors Bockenheimer Landstraße 42-44, 60323, Frankfurt am Main Germany https://www.allianzgi.com	
KESr report funds	Yes	06.03.2023	6.58 EUR		
Business year start	01.01.	02.03.2020	0.14 EUR		
Sustainability type	-	04.03.2019	0.76 EUR		
Fund manager	-	05.03.2018	1.36 EUR		

Performance	1M	6M	YTD	1Y	2Y	3Y	5Y	Since start
Performance	-4.01%	+22.67%	+8.90%	+35.99%	+24.11%	+21.36%	+100.96%	+1517.10%
Performance p.a.	-	-	-	+35.88%	+11.41%	+6.67%	+14.96%	+7.06%
Sharpe ratio	-2.13	2.81	1.54	1.93	0.38	0.14	0.47	0.14
Volatility	20.28%	16.63%	18.07%	16.63%	20.09%	19.79%	23.44%	22.21%
Worst month	-	-3.97%	-3.77%	-3.97%	-8.03%	-13.46%	-13.46%	-29.88%
Best month	-	9.15%	4.89%	13.26%	13.26%	13.26%	17.14%	27.72%
Maximum loss	-8.41%	-8.41%	-8.41%	-9.09%	-24.57%	-34.33%	-36.78%	-

Distribution permission

Austria, Germany

¹ Important note on update status: The displayed date refers exclusively to the calculation of the NAV.

² The Mountain-View Data Fund Rating calculates a comparative ranking for funds using yield, volatility and trend data. For more information visit [MVD Funds Rating](#)

³ Displays the Ethical-Dynamical Ratio calculated according to standard criteria. The maximum value is 100. For more information visit [EDA](#)

Allianz Informationstechnologie A EUR / DE0008475120 / 847512 / Allianz GI.Investors

Investment strategy

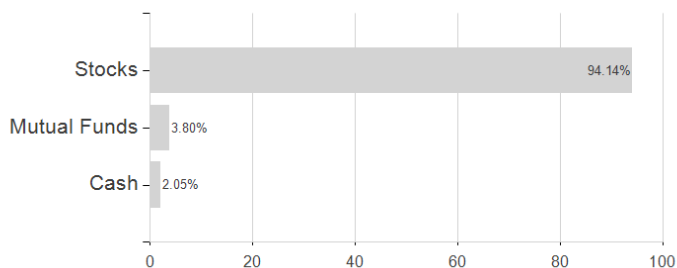
The Master Fund aims to generate long-term capital growth by investing globally in equities of companies associated with the information technology sector or an industry that is part of this sector. Min. 70% of the Master Fund's assets are invested in such equities in accordance with the Master Fund's investment objective. The information technology sector includes companies that have developed or will develop products, processes or services, or that will benefit significantly from advances and improvements in the information technology sector. Max. 30% of the Master Fund's assets may be invested in equities other than those described in the Master Fund's investment objective. The Master Fund's assets may be invested fully in emerging markets. Max. 15% of the Master Fund's assets may be held in deposits and/or invested directly in money market instruments and/or (up to 10% of the Master Fund's assets) invested in money market funds for liquidity management purposes. The Master Fund is an "equity fund" in accordance with the German Investment Tax Act (InvStG), as at least 70% of the Master Fund's assets are permanently physically invested in an equity investment in accordance with Art. 2 (8) of the German Investment Tax Act. The Master Fund's Investment Manager follows an active management approach with the aim to outperform the Benchmark. Although the deviation from the investment universe, weightings and risk characteristics of Master-Fund's Benchmark is likely to be material in our own discretion, the majority of the Master Fund's investments (excluding derivatives) may consist of components of the Benchmark.

Investment goal

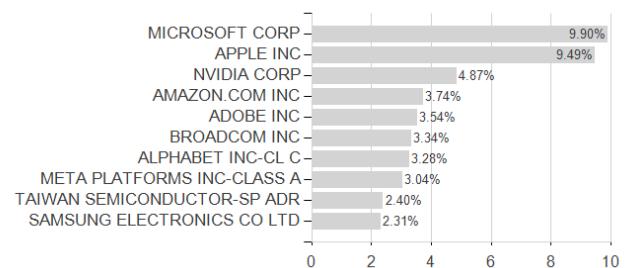
The Fund's objective is to participate in the performance of Allianz Global Hi-Tech Growth Share Class F (EUR) (the "Master Fund"). To achieve this objective we will invest as much of the fund's assets as possible, but at least 95%, in the Master Fund.

Assessment Structure

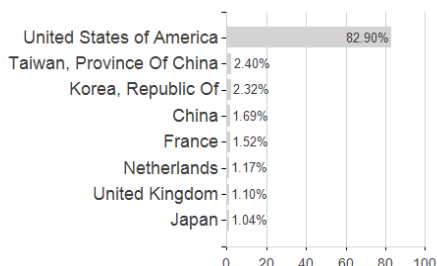
Assets



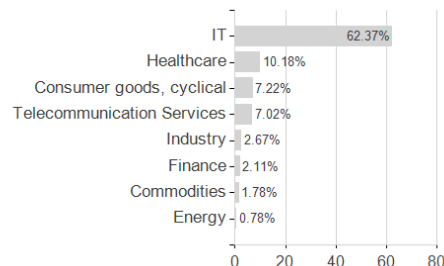
Largest positions



Countries



Branches



Currencies

