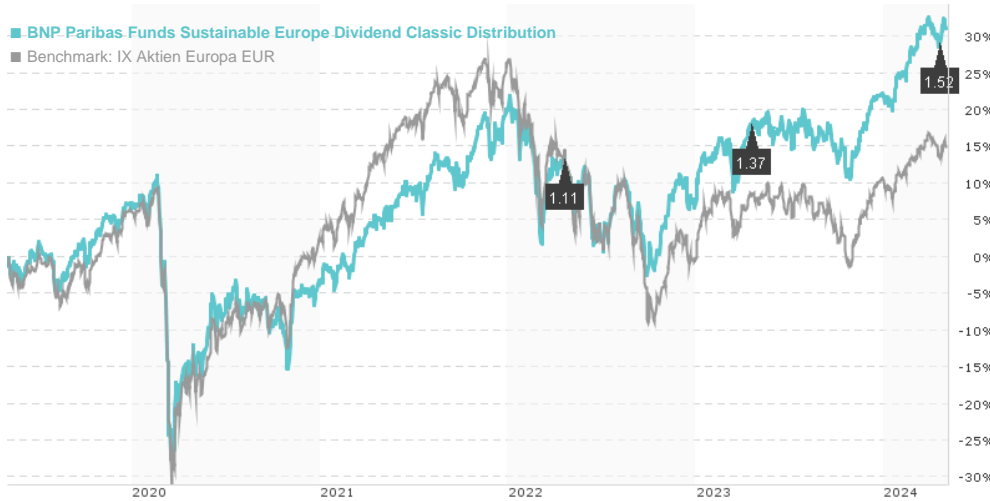


BNP Paribas Funds Sustainable Europe Dividend Classic Distribution / LU0111491626 / 937834 / BNP PARIBAS AM

Last 05/02/2024 ¹	Region	Branch	Type of yield	Type
48.40 EUR	Europe	Mixed Sectors	paying dividend	Equity Fund

■ BNP Paribas Funds Sustainable Europe Dividend Classic Distribution
■ Benchmark: IX Aktien Europa EUR



Risk key figures

SRI 1 2 3 4 5 6 7

Mountain-View Funds Rating²

▲ ▲ ▲ ▲ ▲ ▲

EDA³

73

Yearly Performance

2023	+14.65%
2022	-11.06%
2021	+24.61%
2020	-9.56%
2019	+20.60%

Master data		Conditions		Other figures	
Fund type	Single fund	Issue surcharge	3.00%	Minimum investment	UNT 0
Category	Equity	Planned administr. fee	0.00%	Savings plan	-
Sub category	Mixed Sectors	Deposit fees	0.00%	UCITS / OGAW	Yes
Fund domicile	Luxembourg	Redemption charge	0.00%	Performance fee	0.00%
Tranch volume	(05/02/2024) EUR 4.62 mill.	Ongoing charges	-	Redeployment fee	0.00%
Total volume	(05/02/2024) EUR 136.28 mill.	Dividends		Investment company	
Launch date	10/17/2000	19.04.2024	1.52 EUR	BNP PARIBAS AM (LU) 10, rue Edward Steichen, 2540, Luxembourg Luxembourg https://www.bnpparibas-am.com	
KESr report funds	Yes	19.04.2023	1.37 EUR		
Business year start	01.01.	20.04.2022	1.11 EUR		
Sustainability type	Ethics/ecology	20.04.2021	1.04 EUR		
Fund manager	JORROT Sabine	20.04.2020	1.57 EUR		

Performance	1M	6M	YTD	1Y	2Y	3Y	5Y	Since start
Performance	+0.01%	+14.71%	+7.29%	+12.24%	+19.19%	+24.65%	+30.53%	+16.13%
Performance p.a.	-	-	-	+12.20%	+9.16%	+7.62%	+5.47%	+0.64%
Sharpe ratio	-0.37	3.28	2.30	0.83	0.43	0.27	0.10	-0.17
Volatility	10.01%	8.56%	8.63%	10.14%	12.56%	13.91%	16.57%	18.29%
Worst month	-	-0.65%	-0.65%	-3.10%	-7.86%	-7.86%	-14.05%	-14.05%
Best month	-	6.14%	3.87%	6.14%	6.89%	6.89%	12.40%	12.40%
Maximum loss	-2.43%	-3.03%	-3.03%	-8.00%	-13.17%	-20.12%	-34.69%	-

Distribution permission

Austria, Germany, Switzerland, United Kingdom, Luxembourg

¹ Important note on update status: The displayed date refers exclusively to the calculation of the NAV.

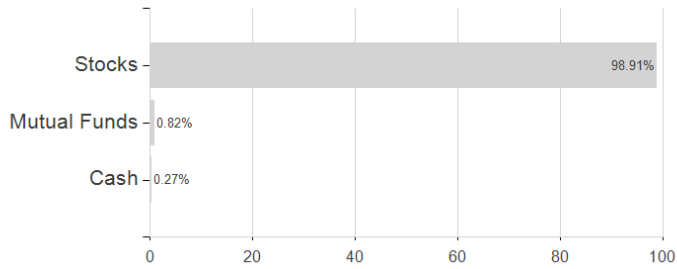
² The Mountain-View Data Fund Rating calculates a comparative ranking for funds using yield, volatility and trend data. For more information visit [MVD Funds Rating](#)

³ Displays the Ethical-Dynamical Ratio calculated according to standard criteria. The maximum value is 100. For more information visit [EDA](#)

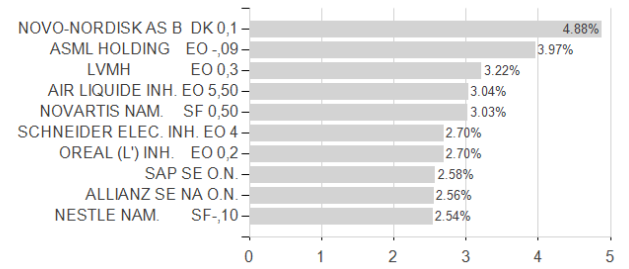
BNP Paribas Funds Sustainable Europe Dividend Classic Distribution / LU0111491626 / 937834 / BNP PARIBAS AM

Assessment Structure

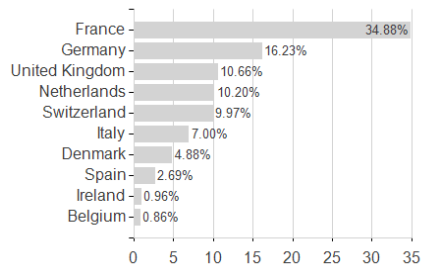
Assets



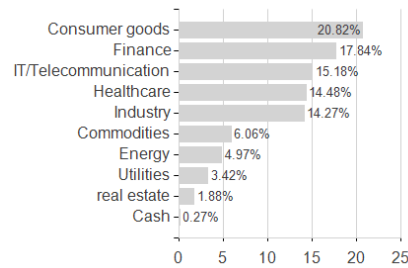
Largest positions



Countries



Branches



Currencies

