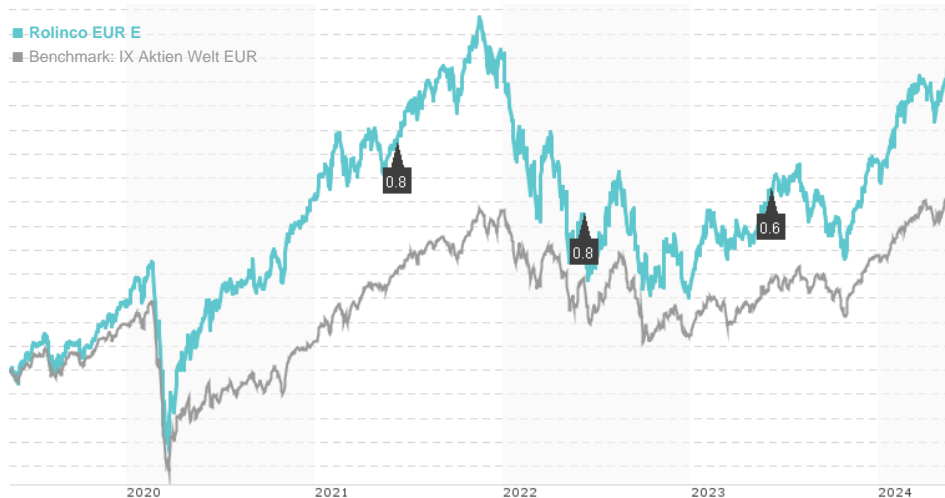


## Rolinco EUR E / NL0000289817 / 970254 / Robeco Inst. AM

Last 05/16/2024 <sup>1</sup>	Region	Branch	Type of yield	Type
64.00 EUR	Worldwide	Mixed Sectors	paying dividend	Equity Fund



### Risk key figures

SRI 1 2 3 4 5 6 7

Mountain-View Funds Rating<sup>2</sup> EDA<sup>3</sup>

81

### Yearly Performance

2023	+23.09%
2022	-29.14%
2021	+20.74%
2020	+20.58%
2019	+36.59%

Master data		Conditions		Other figures	
Fund type	Single fund	Issue surcharge	0.00%	Minimum investment	UNT 1
Category	Equity	Planned administr. fee	0.00%	Savings plan	-
Sub category	Mixed Sectors	Deposit fees	0.01%	UCITS / OGAW	Yes
Fund domicile	Netherlands	Redemption charge	0.00%	Performance fee	0.00%
Tranch volume	-	Ongoing charges	-	Redeployment fee	0.00%
Total volume	(05/16/2024) EUR 968.11 mill.	Dividends		Investment company	
Launch date	6/2/1965	06.06.2023	0.60 EUR	Robeco Inst. AM Weena 850, 3014, Rotterdam Netherlands https://www.robeco.com	
KESr report funds	Yes	07.06.2022	0.80 EUR		
Business year start	01.01.	08.06.2021	0.80 EUR		
Sustainability type	-	27.05.2020	1.00 EUR		
Fund manager	Marco van Lent, Steef Bergakker	17.05.2019	0.80 EUR		

Performance	1M	6M	YTD	1Y	2Y	3Y	5Y	Since start
Performance	+4.59%	+22.16%	+13.15%	+24.92%	+27.83%	+14.53%	+60.40%	+1693.83%
Performance p.a.	-	-	-	+24.84%	+13.04%	+4.63%	+9.90%	+7.60%
Sharpe ratio	5.43	3.75	2.71	1.59	0.51	0.04	0.31	0.22
Volatility	12.67%	12.23%	13.23%	13.23%	18.17%	18.73%	19.80%	17.14%
Worst month	-	-2.70%	-2.70%	-4.75%	-9.59%	-9.59%	-12.09%	-27.03%
Best month	-	8.62%	7.15%	8.62%	12.87%	12.87%	12.87%	12.87%
Maximum loss	-2.50%	-5.88%	-5.88%	-13.84%	-18.60%	-33.57%	-33.57%	-

### Distribution permission

Austria, Germany, Switzerland, United Kingdom

<sup>1</sup> Important note on update status: The displayed date refers exclusively to the calculation of the NAV.

<sup>2</sup> The Mountain-View Data Fund Rating calculates a comparative ranking for funds using yield, volatility and trend data. For more information visit [MVD Funds Rating](#)

<sup>3</sup> Displays the Ethical-Dynamical Ratio calculated according to standard criteria. The maximum value is 100. For more information visit [EDA](#)

## Rolinco EUR E / NL0000289817 / 970254 / Robeco Inst. AM

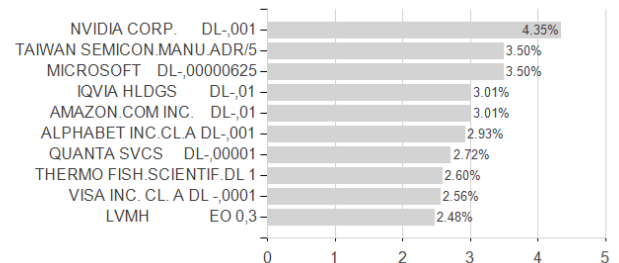
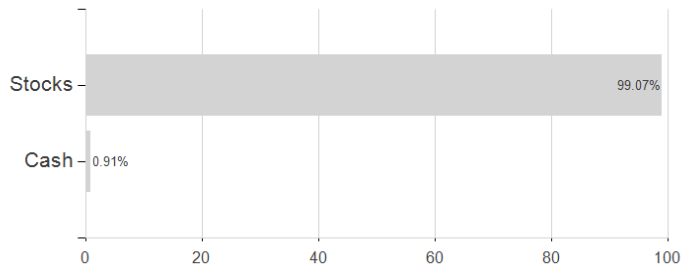
### Investment goal

Rolinco N.V. invests in global thematic equity funds recommended by Robeco Institutional Asset Management B.V. and SAM Sustainable Asset Management A.G. Rolinco focuses on growth by investing in both theme funds and regional funds that are expected to provide growth by producing above-market-average returns over a long-term time horizon. Thematic strategies focus on long-term trends such as demographic change, scarcity of resources and environmental awareness.

### Assessment Structure

#### Assets

#### Largest positions



#### Countries

#### Branches

#### Currencies

