

Robeco Sust.Gl.Stars Eq.Fund / NL0000289783 / 970259 / Robeco Inst. AM

Last 11/24/2020 ¹ 50.77 EUR	Region Worldwide	Branch Mixed Sectors	Type of yield paying dividend	Type Equity Fund
--	---------------------	-------------------------	----------------------------------	---------------------



Risk key figures

SRRI	1	2	3	4	5	6	7
FER fund risk	3.73						
Mountain-View Funds Rating	EDA ²						
	74						

Yearly Performance

2019	+32.66%
2018	-4.40%
2017	+12.10%
2016	+6.68%
2015	+7.95%

Master data		Conditions		Other figures	
-------------	--	------------	--	---------------	--

Fund type	Single fund	Issue surcharge	0.00%	Minimum investment	1.00
Category	Equity	Planned administr. fee	0.00%	Savings plan	-
Sub category	Mixed Sectors	Deposit fees	0.01%	UCITS / OGAW	Yes
Fund domicile	Netherlands	Redemption charge	0.00%	Performance fee	0.00%
Tranch volume	-	Ongoing charges (12/31/2019)	1.16%	Redeployment fee	0.00%
Total volume (11/24/2020)	EUR 3.018,10 Mio.	Dividends		Investment company	
Launch date	12/1/1929	27.05.2020	1.00 EUR	Robeco Inst. AM	
KEST report funds	Yes	17.05.2019	1.00 EUR	Taunusanlage 17, 60325, Frankfurt am Main	
Business year start	01.01.	23.04.2018	1.00 EUR	Germany	
Sustainability type	Ethics/ecology	24.04.2017	1.00 EUR	https://www.robeco.com	
Fund manager	Jan Keuppens, Michiel Plakman, CFA	20.04.2016	1.20 EUR		

Performance	1M	6M	YTD	1Y	2Y	3Y	5Y	Since start
Performance	+6.86%	+12.89%	+13.40%	+15.94%	+40.69%	+46.80%	+63.96%	+1810.20%
Performance p.a.	-	-	-	+15.94%	+18.67%	+13.69%	+10.38%	+8.56%
Sharpe ratio	6.65	1.57	0.54	0.60	0.90	0.75	0.63	0.53
Volatility	19.70%	17.83%	28.62%	27.33%	21.45%	19.05%	17.31%	17.09%
Worst month	-	-2.95%	-9.62%	-9.62%	-9.62%	-9.62%	-10.12%	-22.95%
Best month	-	9.32%	12.64%	12.64%	12.64%	12.64%	12.64%	15.30%
Maximum loss	-3.14%	-8.67%	-30.51%	-30.51%	-30.51%	-30.51%	-30.51%	-
Outperformance	-	-	18.64%	+20.22%	+29.14%	+37.06%	+45.21%	-

Distribution permission

Austria, Germany, Switzerland, Netherlands, France, United Kingdom, Belgium, Spain, Luxembourg, Chile

¹ Important note on update status: The displayed date refers exclusively to the calculation of the NAV.
² Displays the Ethical-Dynamical Ratio calculated according to standard criteria. The maximum value is 100. For more information visit <http://www.mountain-view.com/MVD-Fonds-Rating.pdf>

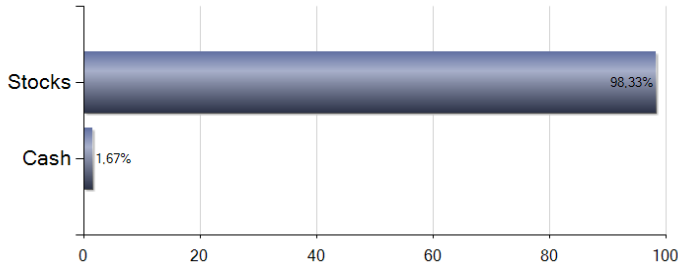
Robeco Sust.Gl.Stars Eq.Fund / NL0000289783 / 970259 / Robeco Inst. AM

Investment goal

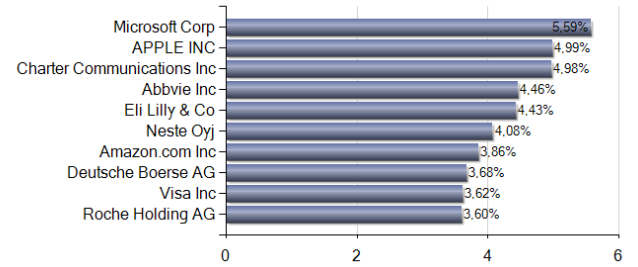
- Invests globally in large well-known companies.
- Selects companies with the best earnings potential
- Risk limitation through global diversification across sectors
- Anticipates currency developments for extra return

Assessment Structure

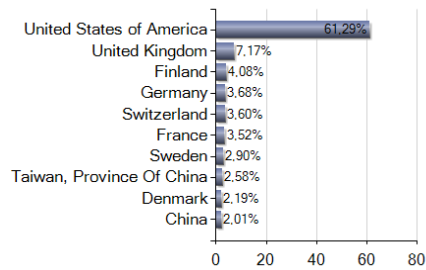
Assets



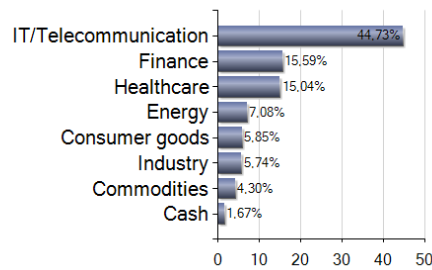
Largest positions



Countries



Branches



Currencies

