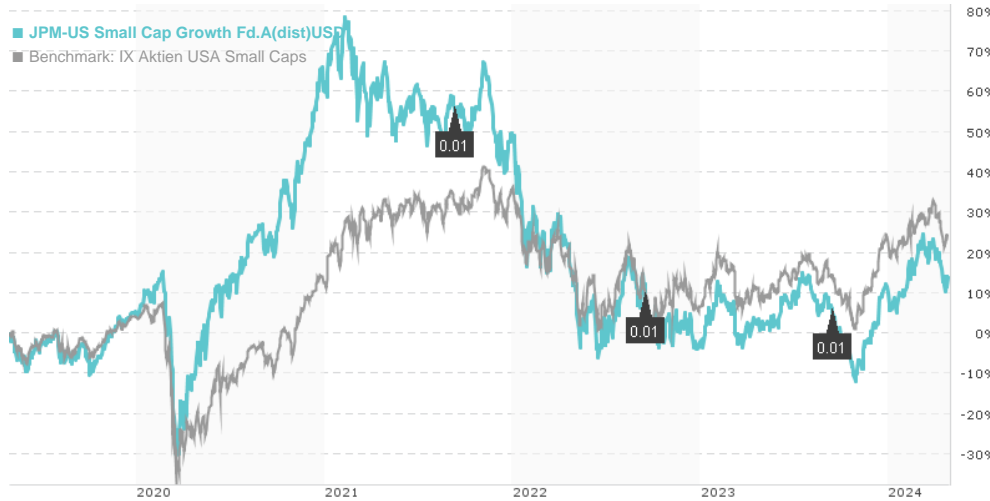


JPM-US Small Cap Growth Fd.A(dist)USD / LU0053671581 / 971759 / JPMorgan AM (EU)

Last 04/26/2024 ¹	Country	Branch	Type of yield	Type
280.79 USD	United States of America	Mixed Sectors	paying dividend	Equity Fund



Risk key figures

SRI 1 2 3 4 5 6 7

Mountain-View Funds Rating²

EDA³ 71

Yearly Performance

2023	+14.66%
2022	-34.66%
2021	-6.61%
2020	+51.62%
2019	+36.10%

Master data		Conditions		Other figures	
Fund type	Single fund	Issue surcharge	5.00%	Minimum investment	USD 35,000.00
Category	Equity	Planned administr. fee	0.00%	Savings plan	-
Sub category	Mixed Sectors	Deposit fees	0.00%	UCITS / OGAW	Yes
Fund domicile	Luxembourg	Redemption charge	0.50%	Performance fee	0.00%
Tranch volume	(04/26/2024) USD 91.33 mill.	Ongoing charges	-	Redeployment fee	0.00%
Total volume	(04/26/2024) USD 337.29 mill.	Dividends		Investment company	
Launch date	9/11/1984	13.09.2023	0.01 USD	JPMorgan AM (EU) PO Box 275, 2012, Luxembourg Luxembourg https://www.jpmorganassetmanagement.de	
KESr report funds	Yes	14.09.2022	0.01 USD		
Business year start	01.07.	09.09.2021	0.01 USD		
Sustainability type	-	10.09.2020	0.01 USD		
Fund manager	Eytan Shapiro, Timothy Parton	05.09.2019	0.01 USD		

Performance	1M	6M	YTD	1Y	2Y	3Y	5Y	Since start
Performance	-6.39%	+26.75%	+1.81%	+12.67%	-1.35%	-31.12%	+15.75%	+2710.67%
Performance p.a.	-	-	-	+12.63%	-0.67%	-11.68%	+2.96%	+8.79%
Sharpe ratio	-2.40	2.48	0.09	0.43	-0.17	-0.59	-0.03	0.22
Volatility	24.17%	23.01%	22.64%	20.66%	26.05%	26.28%	27.92%	22.39%
Worst month	-	-11.46%	-7.80%	-11.46%	-11.46%	-17.30%	-17.30%	-32.92%
Best month	-	12.37%	12.37%	12.37%	12.37%	12.37%	17.34%	27.80%
Maximum loss	-10.43%	-11.40%	-11.40%	-23.32%	-26.05%	-47.33%	-50.56%	-

Distribution permission

Austria, Germany, Switzerland, United Kingdom

¹ Important note on update status: The displayed date refers exclusively to the calculation of the NAV.

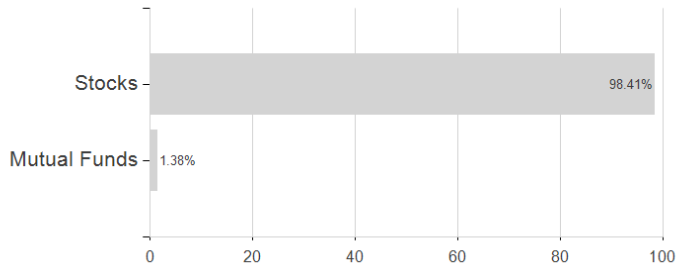
² The Mountain-View Data Fund Rating calculates a comparative ranking for funds using yield, volatility and trend data. For more information visit [MVD Funds Rating](#)

³ Displays the Ethical-Dynamical Ratio calculated according to standard criteria. The maximum value is 100. For more information visit [EDA](#)

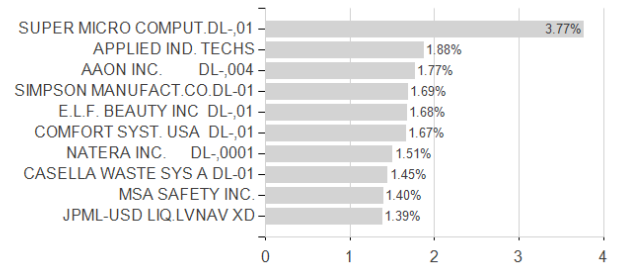
JPM-US Small Cap Growth Fd.A(dist)USD / LU0053671581 / 971759 / JPMorgan AM (EU)

Assessment Structure

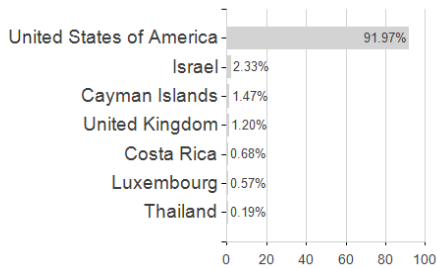
Assets



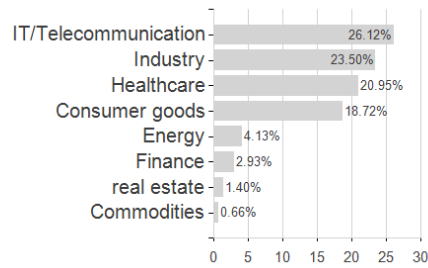
Largest positions



Countries



Branches



Currencies

