

Barings Hong Kong China Fund A USD / IE0000829238 / 972840 / Baring Fund Managers

Last 03/27/2024 ¹	Region	Branch	Type of yield	Type
916.45 USD	Greater China	Mixed Sectors	paying dividend	Equity Fund



Risk key figures

SRI 1 2 3 4 5 6 7

Mountain-View Funds Rating²

EDA³ 70

Yearly Performance

2023	-17.45%
2022	-29.94%
2021	-16.29%
2020	+54.55%
2019	+25.88%

Master data		Conditions		Other figures	
Fund type	Single fund	Issue surcharge	5.00%	Minimum investment	USD 5,000.00
Category	Equity	Planned administr. fee	0.00%	Savings plan	-
Sub category	Mixed Sectors	Deposit fees	0.00%	UCITS / OGAW	Yes
Fund domicile	Ireland	Redemption charge	0.00%	Performance fee	0.00%
Tranch volume	(03/27/2024) USD 747.22 mill.	Ongoing charges	-	Redeployment fee	0.00%
Total volume	(12/12/2022) USD 1,342.72 mill.	Dividends		Investment company	
Launch date	12/3/1982	01.05.2020	1.88 USD	Baring Fund Managers Frauenstraße 30, 80469, München Germany https://www.barings.com	
KEST report funds	Yes	01.05.2019	3.97 USD		
Business year start	01.05.	01.05.2018	0.93 USD		
Sustainability type	-	02.05.2017	2.01 USD		
Fund manager	William Fong, Nicola Lai	03.05.2016	5.59 USD		

Performance	1M	6M	YTD	1Y	2Y	3Y	5Y	Since start
Performance	-1.22%	-7.91%	-3.07%	-17.56%	-30.43%	-52.12%	-20.24%	+2214.05%
Performance p.a.	-	-	-	-17.52%	-16.59%	-21.79%	-4.42%	+10.08%
Sharpe ratio	-0.93	-0.88	-0.71	-0.98	-0.76	-0.94	-0.32	0.25
Volatility	19.62%	21.91%	22.98%	21.98%	26.93%	27.40%	26.22%	24.97%
Worst month	-	-10.57%	-10.57%	-10.57%	-17.15%	-17.15%	-17.15%	-31.50%
Best month	-	8.36%	8.36%	9.20%	26.30%	26.30%	26.30%	33.04%
Maximum loss	-3.30%	-18.10%	-10.00%	-28.36%	-40.46%	-59.00%	-65.49%	-

Distribution permission

Austria, Germany, Switzerland, United Kingdom

¹ Important note on update status: The displayed date refers exclusively to the calculation of the NAV.

² The Mountain-View Data Fund Rating calculates a comparative ranking for funds using yield, volatility and trend data. For more information visit [MVD Funds Rating](#)

³ Displays the Ethical-Dynamical Ratio calculated according to standard criteria. The maximum value is 100. For more information visit [EDA](#)

Barings Hong Kong China Fund A USD / IE0000829238 / 972840 / Baring Fund Managers

Investment strategy

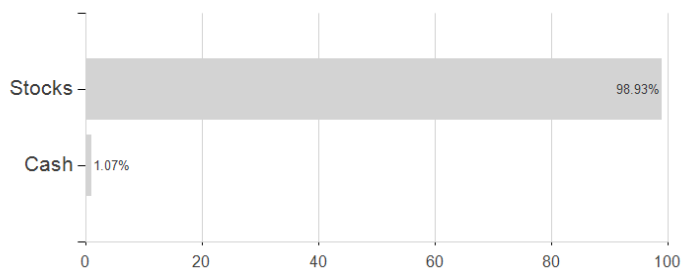
The Fund will invest at least 50% of the Fund's total assets in equities of companies that exhibit positive or improving environmental, social and governance (ESG) characteristics. Further detail of the Investment Manager's, Public Equity: ESG Integration & Active Engagement Policy for equity Funds including the Fund is available on the Manager's website at www.barings.com. The Fund is also permitted to invest to a lesser extent in shares of companies outside the Fund's principal geographies (including but not limited to Taiwan), market sectors, currency or asset classes. Furthermore, it may invest in shares of companies that exhibit less positive environmental, social and governance (ESG) characteristics

Investment goal

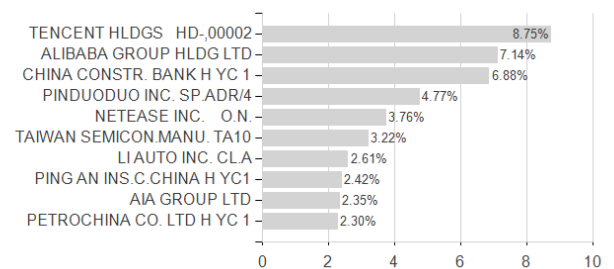
To provide long-term capital growth by investing in Hong Kong, China and Taiwan. The Fund invests at least 70% of its total assets (excluding cash and cash-equivalent assets) in shares of companies incorporated in, exercising the predominant part of their economic activity in, or quoted or traded on stock exchanges in Hong Kong or China.

Assessment Structure

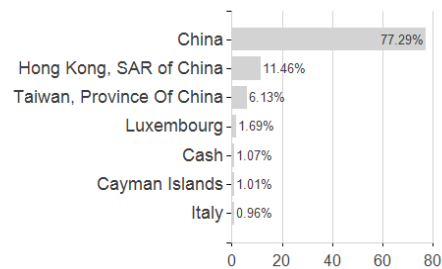
Assets



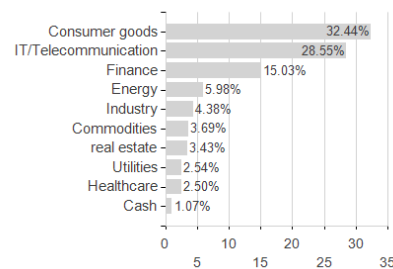
Largest positions



Countries



Branches



Currencies

