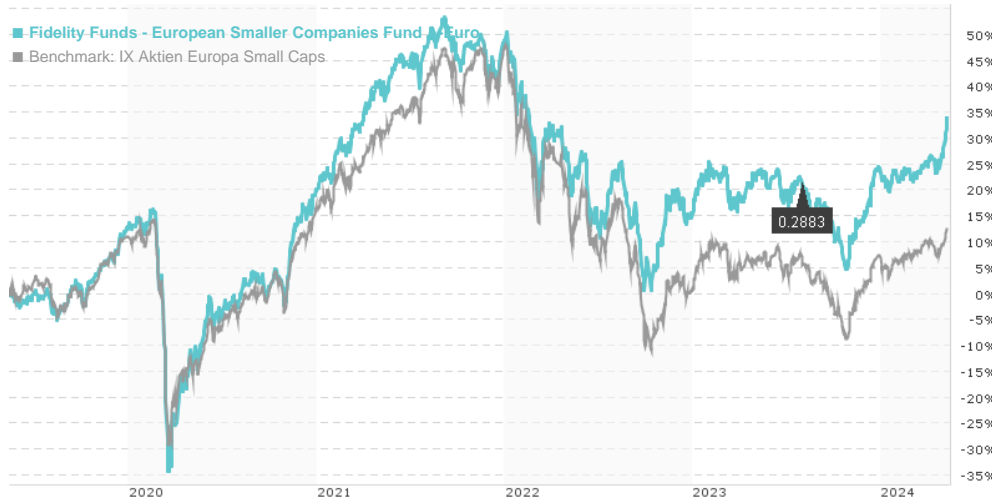


Fidelity Funds - European Smaller Companies Fund A-Euro / LU0061175625 / 974609 / FIL IM (LU)

Last 05/10/2024 ¹	Region	Branch	Type of yield	Type
70.47 EUR	Europe	Mixed Sectors	paying dividend	Equity Fund



Risk key figures

SRI 1 2 3 4 5 6 7

Mountain-View Funds Rating² EDA³

78

Yearly Performance

2023	+8.34%
2022	-22.87%
2021	+23.96%
2020	+6.20%
2019	+28.66%

Master data		Conditions		Other figures	
Fund type	Single fund	Issue surcharge	5.25%	Minimum investment	USD 2,500.00
Category	Equity	Planned administr. fee	0.00%	Savings plan	-
Sub category	Mixed Sectors	Deposit fees	0.35%	UCITS / OGAW	Yes
Fund domicile	Luxembourg	Redemption charge	0.00%	Performance fee	0.00%
Tranch volume	(05/10/2024) EUR 497.33 mill.	Ongoing charges	-	Redeployment fee	0.00%
Total volume	(04/30/2024) EUR 1,068.58 mill.	Dividends		Investment company	
Launch date	12/1/1995	01.08.2023	0.29 EUR	FIL IM (LU) Kärntner Straße 9, Top 8, 1010, Wien Austria https://www.fidelity.at	
KESr report funds	Yes	01.08.2016	0.10 EUR		
Business year start	01.05.	01.08.2014	0.03 EUR		
Sustainability type	-	01.08.2013	0.12 EUR		
Fund manager	Jim Maun, Joseph Edwards	01.08.2012	0.02 EUR		

Performance	1M	6M	YTD	1Y	2Y	3Y	5Y	Since start
Performance	+5.75%	+21.29%	+7.79%	+8.74%	+12.47%	-4.96%	+33.61%	+1053.91%
Performance p.a.	-	-	-	+8.71%	+6.04%	-1.68%	+5.96%	+9.10%
Sharpe ratio	7.45	3.89	1.92	0.42	0.15	-0.35	0.12	0.34
Volatility	12.56%	11.25%	10.32%	11.76%	15.15%	15.55%	18.16%	15.72%
Worst month	-	-1.27%	-1.27%	-6.55%	-10.91%	-10.91%	-24.05%	-24.05%
Best month	-	8.35%	8.35%	8.35%	9.34%	9.34%	15.60%	25.10%
Maximum loss	-2.58%	-3.80%	-2.97%	-15.52%	-21.00%	-34.34%	-43.45%	-

Distribution permission

Austria, Germany, Switzerland, United Kingdom, Luxembourg

¹ Important note on update status: The displayed date refers exclusively to the calculation of the NAV.² The Mountain-View Data Fund Rating calculates a comparative ranking for funds using yield, volatility and trend data. For more information visit [MVD Funds Rating](#)³ Displays the Ethical-Dynamical Ratio calculated according to standard criteria. The maximum value is 100. For more information visit [EDA](#)

Fidelity Funds - European Smaller Companies Fund A-Euro / LU0061175625 / 974609 / FIL IM (LU)

Investment strategy

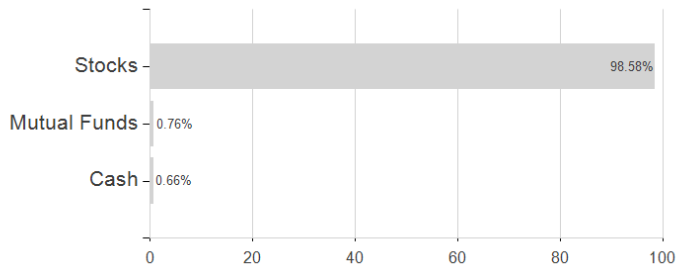
The fund invests at least 70% (and normally 75%) of its assets, in equities of small and medium sized companies that are listed, headquartered, or do most of their business in Europe. The fund may also invest in money market instruments on an ancillary basis. In actively managing the fund, the Investment Manager considers growth and valuation metrics, company financials, return on capital, cash flows and other measures, as well as company management, industry economic conditions, and other factors. The Investment Manager takes into account Sustainability Risks in its investment process. For more information, see "Sustainable Investing and ESG Integration".

Investment goal

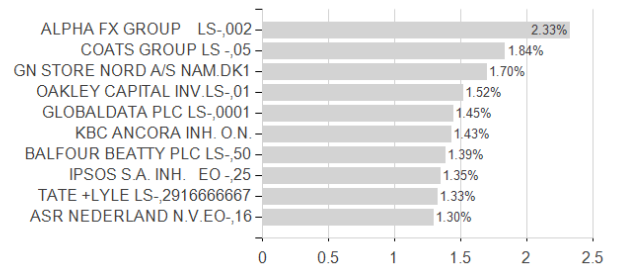
The fund aims to achieve capital growth over time.

Assessment Structure

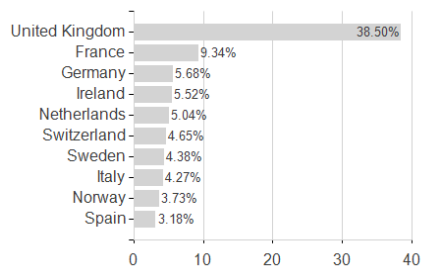
Assets



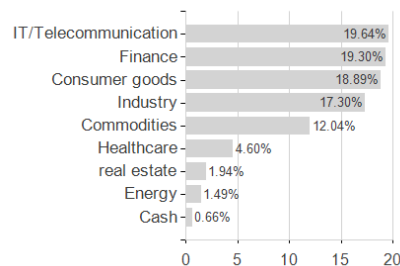
Largest positions



Countries



Branches



Currencies

