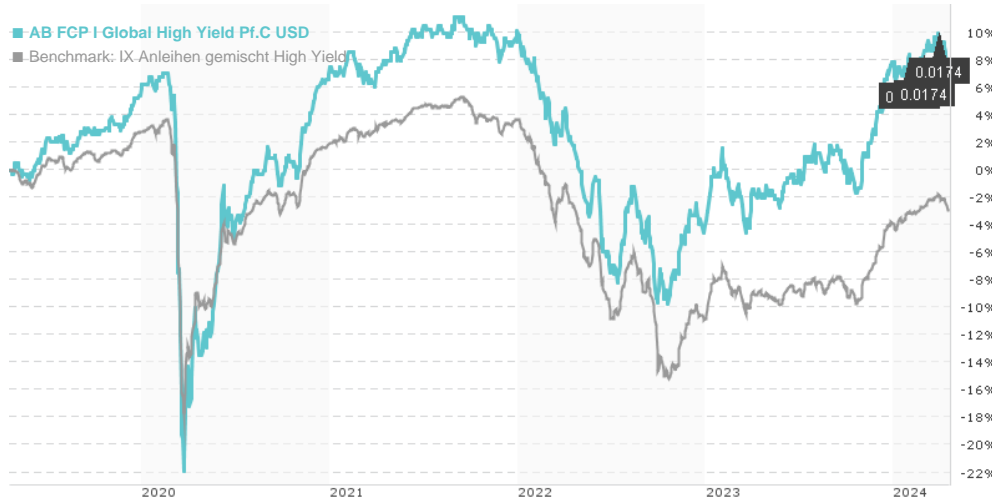


**AB FCP I Global High Yield Pf.C USD / LU0081337197 / 987427 / AllianceBernstein LU**

Last 04/17/2024 <sup>1</sup>	Region	Branch	Type of yield	Type
<b>3.12 USD</b>	Worldwide	Bonds: Mixed	paying dividend	Fixed-Income Fund



**Risk key figures**

SRI 1 2 3 4 5 6 7

Mountain-View Funds Rating<sup>2</sup>

EDA<sup>3</sup> 70

**Yearly Performance**

2023	+12.33%
2022	-12.81%
2021	+2.47%
2020	+1.38%
2019	+12.74%

Master data		Conditions		Other figures	
Fund type	Single fund	Issue surcharge	1.00%	Minimum investment	USD 2,000.00
Category	Bonds	Planned administr. fee	0.00%	Savings plan	-
Sub category	Bonds: Mixed	Deposit fees	0.00%	UCITS / OGAW	Yes
Fund domicile	Luxembourg	Redemption charge	0.00%	Performance fee	0.00%
Tranch volume	(04/17/2024) USD 47.17 mill.	Ongoing charges	-	Redeployment fee	0.00%
Total volume	(04/17/2024) USD 14,526.43 mill.	<b>Dividends</b>		<b>Investment company</b>	
Launch date	9/22/1997	28.03.2024	0.02 USD	AllianceBernstein LU 2-4, rue Eugene Ruppert, 2453, Luxembourg Luxembourg <a href="https://www.alliancebernstein.com">https://www.alliancebernstein.com</a>	
KESr report funds	No	29.02.2024	0.02 USD		
Business year start	01.09.	31.01.2024	0.02 USD		
Sustainability type	-	29.12.2023	0.02 USD		
Fund manager	Christian DiClementi, Gershon Distenfeld, Fahd Malik, Matthew S. Sheridan, Will Smith		30.11.2023	0.02 USD	

Performance	1M	6M	YTD	1Y	2Y	3Y	5Y	Since start
Performance	-1.04%	+8.61%	-0.26%	+9.44%	+5.64%	-0.40%	+7.58%	+189.20%
Performance p.a.	-	-	-	+9.41%	+2.79%	-0.13%	+1.47%	+4.08%
Sharpe ratio	-2.94	2.55	-0.94	1.02	-0.16	-0.65	-0.30	0.02
Volatility	5.39%	5.53%	5.14%	5.43%	6.79%	6.17%	8.07%	7.36%
Worst month	-	-2.19%	-2.19%	-2.19%	-6.81%	-6.81%	-17.91%	-22.98%
Best month	-	4.64%	3.81%	4.64%	4.64%	4.64%	5.78%	10.59%
Maximum loss	-2.19%	-2.19%	-2.19%	-3.44%	-11.29%	-18.70%	-27.07%	-

**Distribution permission**

Austria, Germany, Switzerland, United Kingdom

<sup>1</sup> Important note on update status: The displayed date refers exclusively to the calculation of the NAV.

<sup>2</sup> The Mountain-View Data Fund Rating calculates a comparative ranking for funds using yield, volatility and trend data. For more information visit [MVD Funds Rating](#)

<sup>3</sup> Displays the Ethical-Dynamical Ratio calculated according to standard criteria. The maximum value is 100. For more information visit [EDA](#)

## AB FCP I Global High Yield Pf.C USD / LU0081337197 / 987427 / AllianceBernstein LU

### Investment strategy

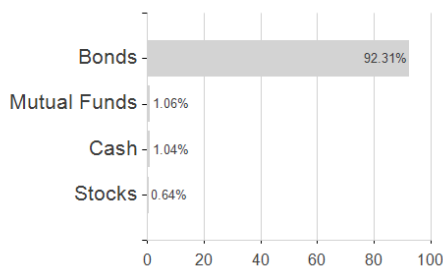
Under normal circumstances, the Portfolio invests mainly in higheryielding, lower-rated (below Investment Grade) and therefore riskier debt securities of issuers anywhere in the world. In selecting its investments the Portfolio will put an emphasis on corporate issuers in the US and corporate and governmental issuers in emerging market countries. It aims to evaluate securities based on the financial health of the issuer as well as any economic or political conditions that could affect a security's performance. The Portfolio may have exposure to currencies other than US Dollar, including emerging market currencies.

### Investment goal

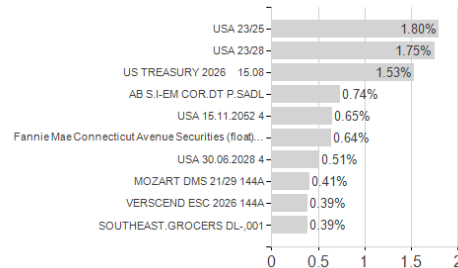
The Portfolio seeks to achieve a high return on your investment, both by earning high income and by increasing the value of your investment over the long term.

### Assessment Structure

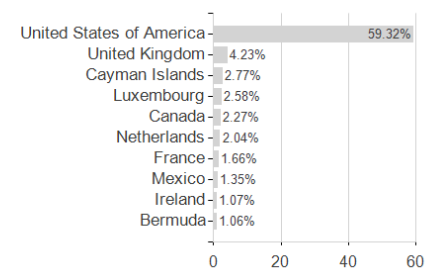
#### Assets



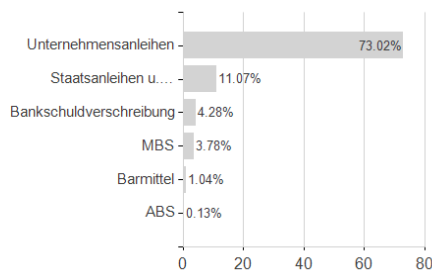
#### Largest positions



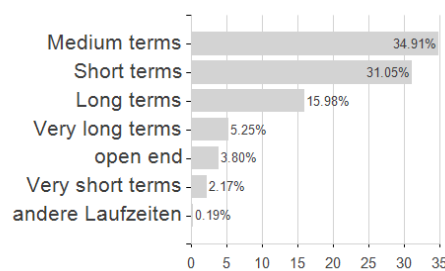
#### Countries



#### Issuer



#### Duration



#### Currencies

