

Metzler European Smaller Companies S.A / IE0002921975 / 987735 / Universal-Inv. (IE)

| Last 05/16/2024 ¹ | Region | Branch | Type of yield | Type |
|------------------------------|--------|---------------|-----------------|-------------|
| 362.80 EUR | Europe | Mixed Sectors | paying dividend | Equity Fund |

Metzler European Smaller Companies S.A
Benchmark: IX Aktien Europa Small Caps



Risk key figures

SRI 1 2 3 4 5 6 7

Mountain-View Funds Rating² EDA³

85

Yearly Performance

| | |
|------|---------|
| 2023 | +11.34% |
| 2022 | -29.73% |
| 2021 | +13.72% |
| 2020 | +13.38% |
| 2019 | +30.71% |

| Master data | | Conditions | | Other figures | |
|---------------------|-------------------------------|------------------------|----------|--|--------|
| Fund type | Single fund | Issue surcharge | 5.00% | Minimum investment | UNT 0 |
| Category | Equity | Planned administr. fee | 0.00% | Savings plan | - |
| Sub category | Mixed Sectors | Deposit fees | 0.60% | UCITS / OGAW | Yes |
| Fund domicile | Ireland | Redemption charge | 2.00% | Performance fee | 15.00% |
| Tranch volume | (05/16/2024) EUR 245.50 mill. | Ongoing charges | - | Redeployment fee | 0.00% |
| Total volume | (05/16/2024) EUR 421.62 mill. | Dividends | | Investment company | |
| Launch date | 1/2/1998 | 18.12.2020 | 1.86 EUR | Universal-Inv. (IE) Kilmore House, Spencer Dock, D01 YE64, Dublin Ireland www.universal-investment.com | |
| KESr report funds | Yes | 16.12.2019 | 1.00 EUR | | |
| Business year start | 01.10. | 18.12.2013 | 0.41 EUR | | |
| Sustainability type | Ethics/ecology | 12.12.2012 | 0.38 EUR | | |
| Fund manager | - | 15.12.2011 | 0.14 EUR | | |

| Performance | 1M | 6M | YTD | 1Y | 2Y | 3Y | 5Y | Since start |
|------------------|--------|---------|--------|---------|---------|---------|---------|-------------|
| Performance | +7.10% | +15.97% | +6.48% | +8.96% | +6.46% | -10.45% | +19.63% | +625.36% |
| Performance p.a. | - | - | - | +8.93% | +3.18% | -3.61% | +3.65% | +7.80% |
| Sharpe ratio | 10.16 | 2.63 | 1.30 | 0.37 | -0.04 | -0.40 | -0.01 | 0.19 |
| Volatility | 12.44% | 11.77% | 11.25% | 13.93% | 17.37% | 18.42% | 19.71% | 20.66% |
| Worst month | - | -2.14% | -2.14% | -5.10% | -12.31% | -12.31% | -18.44% | -20.72% |
| Best month | - | 9.59% | 5.99% | 9.59% | 10.72% | 10.72% | 14.90% | 39.31% |
| Maximum loss | -1.55% | -5.03% | -4.26% | -15.06% | -22.64% | -39.71% | -39.71% | - |

Distribution permission

Austria, Germany, Switzerland, United Kingdom

¹ Important note on update status: The displayed date refers exclusively to the calculation of the NAV.

² The Mountain-View Data Fund Rating calculates a comparative ranking for funds using yield, volatility and trend data. For more information visit [MVD Funds Rating](#)

³ Displays the Ethical-Dynamical Ratio calculated according to standard criteria. The maximum value is 100. For more information visit [EDA](#)

Metzler European Smaller Companies S.A / IE0002921975 / 987735 / Universal-Inv. (IE)

Investment strategy

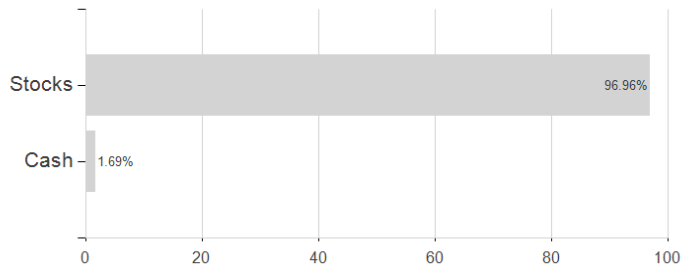
The Fund will predominantly invest, on a diversified basis, its assets in European equities and equity related securities. Investment focus will be on medium to small companies, measured by market capitalisation (the value of the issued shares of a publicly traded company). The Fund may perform derivative trades in order to hedge positions or to increase its returns. The Fund is actively managed with reference to the STOXX Europe Small 200 NR (EUR) as a performance measure. The Investment Manager has full discretion over the Fund's investments therefore the portfolio and performance may deviate significantly from the index. This Share Class is distributing in nature and may distribute on an annual basis.

Investment goal

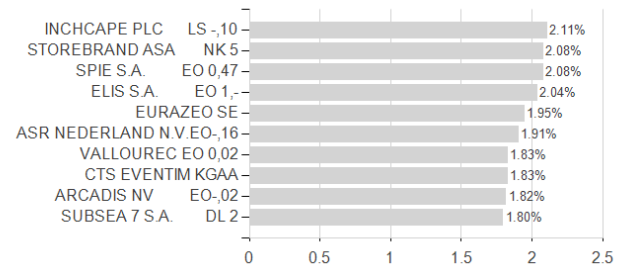
The Fund is actively managed. The investment objective of the Fund is to increase the value of its investments over the long term.

Assessment Structure

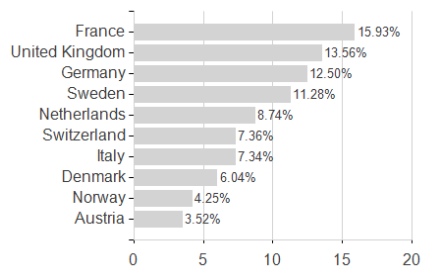
Assets



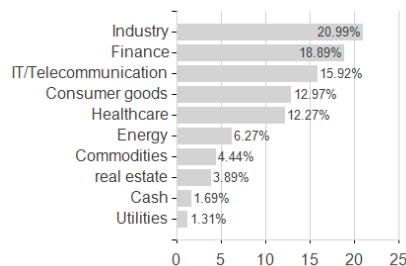
Largest positions



Countries



Branches



Currencies

