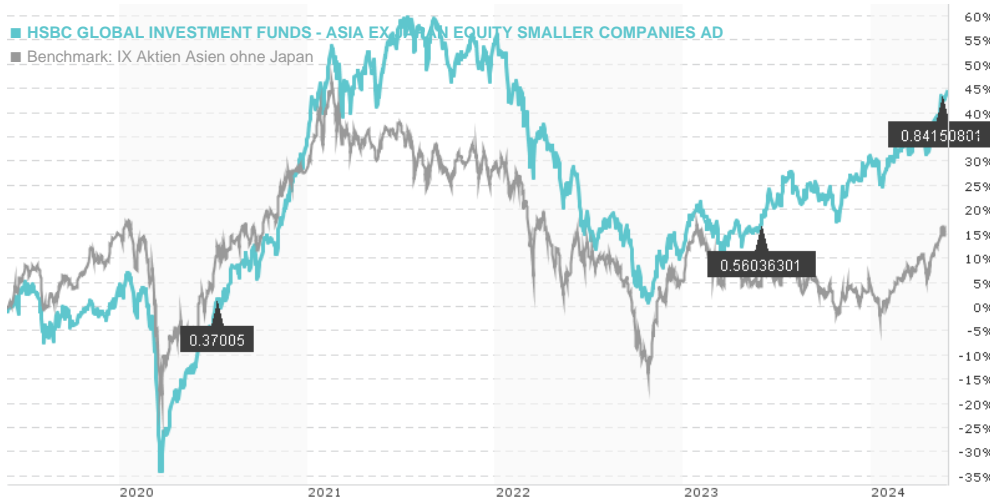


## HSBC GLOBAL INVESTMENT FUNDS - ASIA EX JAPAN EQUITY SMALLER COMPANIES AD / LU0082770016 / 988048

Last 05/27/2024 <sup>1</sup>	Region	Branch	Type of yield	Type
78.05 USD	Asia (excl. Japan)	Mixed Sectors	paying dividend	Equity Fund



## Risk key figures

SRI 1 2 3 4 5 6 7

Mountain-View Funds Rating<sup>2</sup> EDA<sup>3</sup>

74

## Yearly Performance

2023	+17.36%
2022	-28.03%
2021	+14.87%
2020	+31.89%
2019	+3.56%

Master data		Conditions		Other figures	
Fund type	Single fund	Issue surcharge	5.00%	Minimum investment	USD 5,000.00
Category	Equity	Planned administr. fee	0.00%	Savings plan	-
Sub category	Mixed Sectors	Deposit fees	0.00%	UCITS / OGAW	Yes
Fund domicile	Luxembourg	Redemption charge	0.00%	Performance fee	0.00%
Tranch volume	(05/27/2024) USD 62.74 mill.	Ongoing charges	-	Redeployment fee	0.00%
Total volume	(05/27/2024) USD 419.33 mill.	Dividends		Investment company	
Launch date	11/21/1997	17.05.2024	0.84 USD	HSBC Inv. Funds (LU) 18, Boulevard de Kockelscheuer, 1821, Luxembourg Luxembourg www.assetmanagement.hsbc.lu	
KESr report funds	Yes	31.05.2023	0.56 USD		
Business year start	01.04.	08.07.2020	0.37 USD		
Sustainability type	-	11.07.2019	0.29 USD		
Fund manager	Elina Fung, Alex Kwan	07.07.2017	0.24 USD		

Performance	1M	6M	YTD	1Y	2Y	3Y	5Y	Since start
Performance	+5.34%	+14.66%	+10.11%	+23.66%	+14.73%	-2.67%	+45.08%	+687.91%
Performance p.a.	-	-	-	+23.81%	+7.10%	-0.90%	+7.72%	+9.37%
Sharpe ratio	10.32	2.34	1.90	1.62	0.23	-0.31	0.21	0.27
Volatility	9.03%	11.94%	12.30%	12.41%	14.30%	15.34%	18.44%	20.41%
Worst month	-	-2.16%	-2.16%	-4.38%	-10.29%	-10.29%	-21.60%	-25.68%
Best month	-	7.13%	4.81%	7.13%	9.60%	9.60%	12.99%	22.43%
Maximum loss	-0.77%	-4.90%	-4.35%	-8.21%	-21.71%	-36.80%	-38.28%	-

## Distribution permission

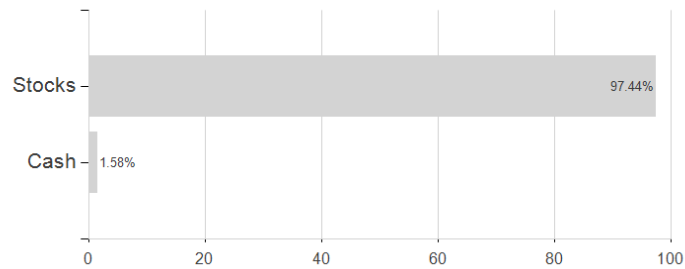
Austria, Germany, Switzerland, United Kingdom

<sup>1</sup> Important note on update status: The displayed date refers exclusively to the calculation of the NAV.<sup>2</sup> The Mountain-View Data Fund Rating calculates a comparative ranking for funds using yield, volatility and trend data. For more information visit [MVD Funds Rating](#)<sup>3</sup> Displays the Ethical-Dynamical Ratio calculated according to standard criteria. The maximum value is 100. For more information visit [EDA](#)

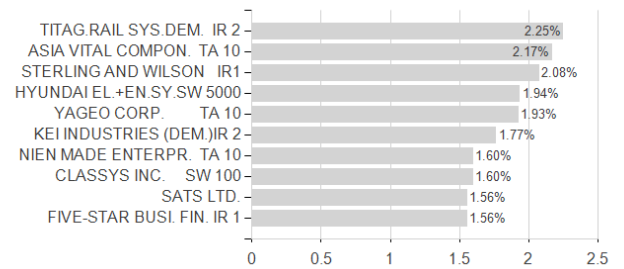
# HSBC GLOBAL INVESTMENT FUNDS - ASIA EX JAPAN EQUITY SMALLER COMPANIES AD / LU0082770016 / 988048

## Assessment Structure

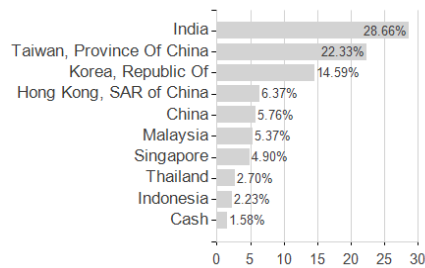
### Assets



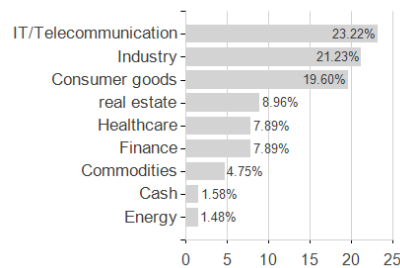
### Largest positions



### Countries



### Branches



### Currencies

