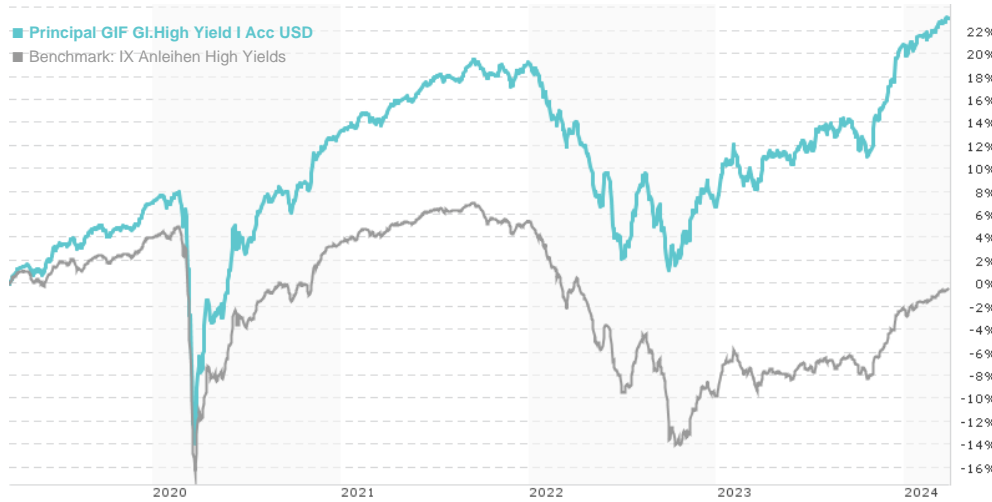


Principal GIF GI.High Yield I Acc USD / IE00B00JVZ85 / A0B989 / Principal GI.Inv. IE

Last 03/26/2024 ¹	Region	Branch	Type of yield	Type
32.94 EUR	Worldwide	Corporate Bonds	reinvestment	Fixed-Income Fund

■ Principal GIF GI.High Yield I Acc USD
■ Benchmark: IX Anleihen High Yields



Risk key figures

SRI 1 2 3 4 5 6 7

MVD Funds Rating² EDA³

▲ ▲ ▲ ▲ ▲ ▲

Yearly Performance

2023	+13.20%
2022	-10.50%
2021	+5.28%
2020	+5.83%
2019	+14.33%

Master data		Conditions		Other figures	
Fund type	Single fund	Issue surcharge	0.00%	Minimum investment	UNT 0.00
Category	Bonds	Max. administration fee	0.60%	Savings plan	-
Sub category	Corporate Bonds	Deposit fees	0.00%	UCITS / OGAW	Yes
Fund domicile	Ireland	Redemption charge	0.00%	Performance fee	0.00%
Tranch volume	(03/26/2024) USD 61,53 Mio.	Other ongoing costs (02/24/2023)	0.71%	Redeployment fee	0.00%
Total volume	(03/26/2024) USD 204,41 Mio.	Portf. trans. costs	0.32%		
Launch date	3/15/2004	Dividends		Investment company	
KESt report funds	Yes			Principal GI.Inv. IE	
Business year start	01.10.			1 Wood Street, EC2V 7JB, London	
Sustainability type	-			United Kingdom	
Fund manager	Mark Denkinger, Darrin Smith, Joshua Rank			https://www.principalglobal.com	

Performance	1M	6M	1Y	2Y	3Y	5Y	Since start
Performance	+0.89%	+8.78%	+12.89%	+8.86%	+7.47%	+23.23%	+276.89%
Sharpe ratio	5.21	3.63	2.45	0.08	-0.30	0.06	0.20
Volatility	1.51%	4.03%	3.69%	5.45%	4.79%	6.53%	18.05%
Worst month	-	-0.99%	-0.99%	-6.81%	-6.81%	-10.78%	-14.65%
Best month	-	4.23%	4.23%	5.45%	5.45%	5.45%	79.23%
Maximum loss	-0.24%	-1.88%	-2.94%	-11.36%	-15.38%	-20.31%	-
Dividends accumulated	-	-	-	-	-	-	-

Distribution permission

Austria, Germany, Switzerland, United Kingdom

¹ Important note on update status: The displayed date refers exclusively to the calculation of the NAV.

² The Mountain-View Data Fund Rating calculates a comparative ranking for funds using yield, volatility and trend data. For more information visit [MVD Funds Rating](#)

³ Displays the Ethical-Dynamical Ratio calculated according to standard criteria. The maximum value is 100. For more information visit [EDA](#)

Principal GIF Gl.High Yield I Acc USD / IE00B00JVZ85 / A0B989 / Principal GI.Inv. IE

Investment strategy

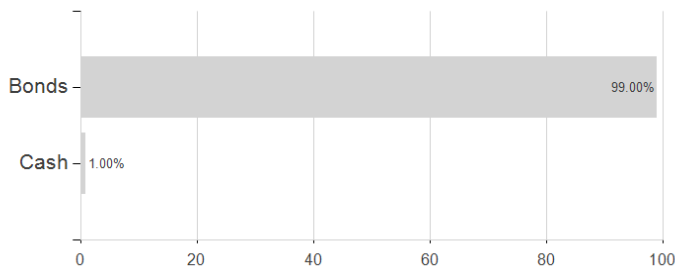
The Fund seeks to achieve its overall objective by investing the majority of the assets of the Fund in a portfolio of US dollar denominated public and private issued highyield fixed income securities, such as fixed interest rate corporate bonds and Rule 144A securities (including Rule 144A securities which have not been issued with an undertaking to register them with the U.S. Securities and Exchanges Commission, provided that they are eligible investments for the Fund). The Fund may also invest globally in public and private issued high-yield fixed income securities, such as fixed interest rate corporate bonds. These securities will generally be rated below investment grade. The Fund is actively managed with reference to ICE BofA Global High Yield USD Hedged Index (the "Index") on the basis that the Fund seeks to outperform the Index.

Investment goal

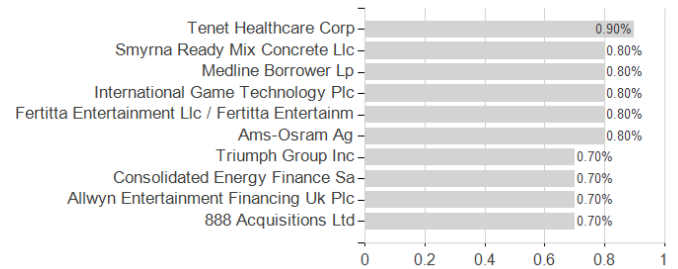
The objective of the Fund is to provide a return consisting of income and, over the long term, capital growth.

Assessment Structure

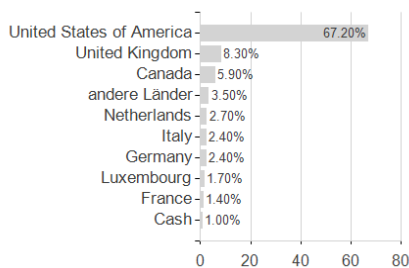
Assets



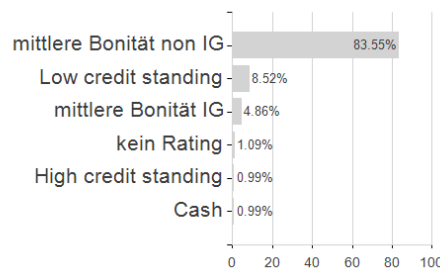
Largest positions



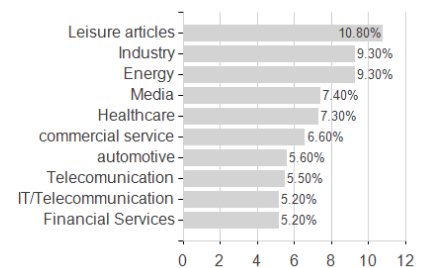
Countries




Rating



Branches



Risk Matrix Comparison



Principal GIF Gl.High Yield I Acc USD / IE00B00JVZ85 / A0B989 / Principal Gl.Inv. IE

Rank	Name	ISIN	1Y	3Y	5Y	Volatility	Sharpe ratio
1	UBAM-Dynamic US Dollar Bd.AC USD	LU0029761532	+7.73%	+9.80%	+12.72%	0,43	8,89
2	JSS Senior Loan Fund P a.EUR H	LU1272300135	+9.58%	+7.85%	+10.16%	1,04	5,52
3	Sissener SICAV - Sissener Corp.BF RF EUR	LU2262945038	+11.97%	-	-	1,52	5,34
4	Amundi Fds.Gl.Subordinated Bd.E2 EUR	LU1883334358	+20.29%	-1.70%	-	3,82	4,31
5	Muzinich Europ.Loans Fd.EUR Acc	IE00BYXYXG39	+8.93%	+9.23%	+16.58%	1,26	4,01
...							