

This Simplified Prospectus dated February 2011 is only valid
if duly accompanied by its Addenda dated April 2011 and May 2011.

Morgan Stanley
Investment Funds

*Société d'Investissement
à Capital Variable
Luxembourg ("SICAV")*



Simplified Prospectus

February 2011

Addendum dated April 2011 to the simplified prospectus of Morgan Stanley Investment Funds dated February 2011 (the “Simplified Prospectus”)

IMPORTANT INFORMATION

Shareholders are informed that:

The unaudited fund expense ratio for class BX – USD of the Global Brands Fund is of 2.68%.

The unaudited fund expense ratio for class ZX – USD of the Global Brands Fund is of 0.94%.

The mention, in page 94 of the Simplified Prospectus, of an unaudited fund expense ratio of 0.94% for class Z – USD of the Global Brands Fund is deleted.

This Addendum forms an integral part of the Simplified Prospectus and should be read in conjunction herewith.

Addendum dated May 2011 to the simplified prospectus of Morgan Stanley Investment Funds (the “Company”) dated February 2011 (the “Simplified Prospectus”)

IMPORTANT INFORMATION

Shareholders are informed that:

As from 18th June 2011, the Investment Adviser will receive a performance fee for the Morgan Stanley Investment Funds Absolute Return Currency Fund Z Share Class. The calculation of this performance fee will be made as set out in the section headed “Performance Fee” of the full prospectus of the Company dated February 2011.

This Addendum forms an integral part of the Simplified Prospectus and should be read in conjunction herewith.

Contents

	Page
Investment objective and policy	1
Risk factors	2
Pooling	3
Dividend policy	3
Commissions and expenses	4
Taxation	5
Net Asset Value determination and publication	6
How to buy Shares	7
How to sell Shares	8
How to convert Shares	8
General	9
Additional important information	10
Appendices relating to sub-funds	11
Additional Information For Swiss Investors	94
Fund Expense Ratio	94
Portfolio Turnover Rate	96

Morgan Stanley Investment Funds

an umbrella *société d'investissement à capital variable* ("SICAV") authorised under Part I of the Law of 20th December 2002. The Company is a self-managed SICAV in accordance with Article 27 of the Law of 20th December 2002 on undertakings for collective investment (as amended).

Registered Office: European Bank and Business Centre, 6B route de Trèves, L-2633 Senningerberg R.C.S. Luxembourg B 29 192

Simplified Prospectus dated February 2011 in accordance with Council Directive 85/611/EEC, as amended by Directive 2001/107/EC and by Directive 2001/108/EC of the European Parliament and of the Council of 21st January 2002

Please refer to the full prospectus of Morgan Stanley Investment Funds (the "Company") dated February 2011 for further details (the "Prospectus"). Terms in capitals where not defined in this document are defined in the Prospectus.

A copy of the Prospectus of the Company, and a copy of the latest annual report containing the audited accounts, and of the semi-annual report, will be provided to investors on request free of charge. Copies are also available at the registered office of the Company.

Please note that not all Share Classes are available for subscription in each sub-fund of the Company. Prospective applicants should inform themselves as to the laws and regulations (such as tax and exchange control regulations) applicable to the application, purchase, holding and sale of Shares in the countries of their respective citizenship, residence or domicile.

This Simplified Prospectus may be updated from time to time. Consequently, applicants are advised to ask whether a more recent Simplified Prospectus has been published.

This Simplified Prospectus was prepared in English and will be translated into other languages. Any such translation shall only contain the same information and have the same meanings as the English language document. Where there is any inconsistency between the English language document and the document in another language, the English language document shall prevail except to the extent (but only to the extent) required by the laws of any jurisdiction where the Shares are sold, so that in an action based upon disclosure in a document of a language other than English, the language of the document on which such action is based shall prevail.

The distribution of this Simplified Prospectus and the offering of Shares may be restricted in certain jurisdictions. It is the responsibility of any persons in possession of this Simplified Prospectus and any persons wishing to make application for Shares pursuant to this prospectus to inform themselves of and to observe all applicable laws and regulations of any relevant jurisdiction.

In particular, the Shares have not been and will not be registered under the United States Securities Act of 1933, as amended (nor has the Company been registered under the United States

Investment Company Act of 1940, as amended) and may not be offered or sold, directly or indirectly, in the United States of America or its territories or possessions or areas subject to its jurisdiction, or to citizens or residents thereof other than in accordance with the laws of the United States.

Important: If you are in any doubt about the contents of this document, you should consult your stockbroker, bank manager, solicitor, accountant or other financial adviser.

Investment objective and policy

The investment policy and objectives of each of the sub-funds (hereinafter referred to collectively as the "Funds" or singularly as a "Fund"), as decided by the Board of Directors, are described in the Appendices.

The purpose of the Company is to provide investors with an opportunity for investment in a professionally managed fund range which seeks to spread investment risks in order to achieve an optimum return from the capital invested.

An investment in any of the Company's Funds is not a deposit in a bank or other insured depository institution. Investment may not be appropriate for all investors. Each Fund is not intended to be a complete investment programme and investors should consider their long term investment goals and financial needs when making an investment decision about a particular Fund. An investment in the Company's Funds is intended to be a medium-long term investment with the exception of the Liquidity Funds. Funds should not be used as trading vehicle.

For this purpose the Company offers a choice of thirty nine Funds which allow investors to make their own strategic allocation by combining holdings in the various Funds in proportions of their own choosing. Funds will not be offered for sale to the public in a given jurisdiction until all proper authorisations in the relevant jurisdiction are obtained.

Not all the classes may be available in all Funds.

Each of the Funds is managed in accordance with the investment and borrowing restrictions specified in Appendix A of the Prospectus. The Funds are authorised to use derivatives and financial techniques and instruments and participate in securities lending and repurchase transactions either for hedging or efficient portfolio management purposes or as part of their investment strategies as described in the Funds' investment objectives. Unless stated otherwise in the investment objectives of a Fund, a Fund which uses the Derivatives and Financial Techniques and Instruments specified in Section 3 and 4 of Appendix A of the Prospectus will do so for hedging and/or efficient portfolio

management purposes only. Funds using Derivatives and Financial Techniques and Instruments and participating in securities lending and repurchase transactions will do so within the limits specified in Section 3 and 4 of Appendix A of the Prospectus. Investors should refer to “Risk Factors” in the Prospectus for special risk considerations applicable to derivatives, securities lending and repurchase transactions.

Risk factors

The following is a summary of risk factors relevant to an investment in the Company. Please refer to the Prospectus for a full description of the risk factors relevant to an investment in the Company.

- Certain Funds may invest in equity linked securities or equity linked instruments such as warrants. The gearing effect of investment in warrants and the volatility of warrant prices make the risk attached to the investment in warrants higher than in the case with investment in equities.
- There can be no guarantee that the investment objectives of the Funds will be met.
- Past performance is not necessarily a guide to future performance and the value of Shares and income from them may fall as well as rise. On redemption of Shares, an investor may receive back an amount less than the original amount of his investment.
- The assets of the Funds will be in a variety of currencies and therefore movements in the value of currencies may also affect the value of an investor’s holdings. Furthermore, the value of Shares may be adversely affected by fluctuations in exchange rates between the investor’s reference currencies and the base currencies of the Funds.
- There are special risk considerations associated with investing in the securities of companies principally engaged in the infrastructure industry. Infrastructure-related companies are subject to a variety of factors or governmental regulations or constraints that may adversely affect their business or operations.
- The Funds may participate in the on-exchange and OTC derivatives markets for the purpose of efficient portfolio management. In doing so, Funds will be exposed to market, liquidity and counterparty credit risk.
- While the prudent use of derivatives may be beneficial, derivatives also involve risks different from, and, in certain cases, greater than, the risks presented by more traditional investments. If so provided in its investment policy, a Fund may engage various investment strategies with a view to reducing certain of its risks and/or enhancing return. These strategies may include the use of derivative instruments such as options, warrants, swaps and/or futures. Such strategies may be unsuccessful and incur losses for the Fund. Pursuant to the UCITS III regulations applicable to the Company, the overall risk exposure arising from financial derivative instruments used by a Fund may be equal to the net asset value of that Fund, and hence that Fund’s overall risk exposure may reach 200% of its net asset value. The overall risk exposure of a Fund may not be increased by more than 10% by means of temporary borrowing, so that a Fund’s overall risk exposure may not exceed 210% of its net asset value. Derivatives also involve specific risks. These risks relate specifically to market risks, management risk, credit risk, liquidity risk, the risk of mispricing or improper valuation of derivatives and the risk that derivatives may not correlate perfectly with underlying assets, interest rates and indices.
- A Fund may also use derivatives to short exposure to some investments. Should the value of such investments increase rather than fall, the use of derivatives for shorting purposes will have a negative effect on the Fund’s value and in extreme market conditions may, theoretically, give rise to unlimited losses for the Fund. Should such extreme market conditions occur, investors could, in certain circumstances, therefore face minimal or no returns, or may even suffer a loss on their investment in that particular Fund.
- Commodity futures are highly volatile. Commodity markets are influenced by many external factors over which the Fund will have little or no control. Futures positions may be illiquid because certain commodity exchanges limit fluctuations in certain futures contract prices.
- Certain Funds may enter into repurchase agreements subject to the conditions and limits set out in the CSSF Circular 08/356. If the other party to a repurchase agreement should default, the Fund might suffer a loss to the extent that the proceeds from the sale of the underlying securities and other collateral held by the Fund in connection with the repurchase agreement are less than the repurchase price. In addition, in the event of bankruptcy or similar proceedings of the other party to the repurchase agreement or its failure to repurchase the securities as agreed, the Fund could suffer losses, including loss of interest on or principal of the security and costs associated with delay and enforcement of the repurchase agreement.
- Certain Funds may enter into securities lending transactions subject to the conditions and limits set out in the the CSSF Circular 08/356. If the other party to a securities lending transaction should default, the Fund might suffer a loss to the extent that the proceeds from the sale of the collateral held by the Fund in connection with the securities lending transaction are less than the value of the securities lent. In addition, in the event of the bankruptcy or similar proceedings of the other party to the securities lending transaction or its failure to return the securities as agreed, the Fund could suffer losses, including loss of interest on or principal of the securities and costs

associated with delay and enforcement of the securities lending agreement.

- The Foreign Account Tax Compliance provisions of the recently enacted Hiring Incentives to Restore Employment Act (“HIRE”) generally impose a new reporting and 30% withholding tax regime with respect to certain U.S. source income (including dividends and interest) and gross proceeds from the sale or other disposal of property that can produce U.S. source interest or dividends (“Withholdable Payments”). As a general matter, the new rules are designed to require U.S. persons’ direct and indirect ownership of non-U.S. accounts and non-U.S. entities to be reported to the Internal Revenue Service (“IRS”). The 30% withholding tax regime applies if there is a failure to provide required information regarding U.S. ownership. The new withholding rules generally apply to Withholdable Payments made after December 31, 2012. The new rules will subject the Withholdable Payments received by any Fund to 30% withholding tax unless it provides information, representations and waivers of non-U.S. law as may be required to comply with the provisions of the new rules, including, information regarding its direct and indirect U.S. owners. Furthermore, non-U.S. financial entities that do not enter into agreements with the IRS to disclose their direct and indirect U.S. owners and other non-U.S. owners that do not provide certifications or information regarding their U.S. ownership may be subject to such withholding on their share of Withholdable Payments even if the Fund has entered into the necessary agreements with the IRS. Comprehensive guidance has not yet been issued by the IRS with respect to this legislation. As described in section 2.2 “Issue of Shares” of the Prospectus the Directors have resolved to prevent the ownership of Shares by any US Person (as defined pursuant to Regulation S under the U.S. Securities Act of 1933, as amended). However, in the event that a U.S. person (within the meaning of the Foreign Account Tax Compliance provisions) inadvertently became a direct or indirect Shareholder in the Company, there is a risk that any Fund in which such account holder is invested may become subject to make the withholding tax payments described above. The Directors have therefore also resolved to prevent the ownership of Shares by any ‘specified United States person’ or ‘United States owned foreign entity’ as defined within HIRE.
- Each prospective investor should consult its own tax advisers regarding the requirements under HIRE with respect to its own situation.

Please refer to the Appendices, which contain additional specific risk factors for each Fund.

Pooling

For the purpose of effective management, and subject to the provisions of the Articles of Incorporation of the Company and to applicable laws and regulations, the Directors may invest and

manage all or any part of the portfolio of assets established for two or more Funds (for the purposes hereof “**Participating Funds**”) on a pooled basis. Any such asset pool shall be formed by transferring to its cash or other assets (subject to such assets being appropriate with respect to the investment policy of the pool concerned) from each of the Participating Funds. Thereafter, the Directors may from time to time make further transfers to each asset pool. Assets may also be transferred back to a Participating Fund up to the amount of the participation of the Class concerned. The Share of a Participating Fund in an asset pool shall be measured by reference to notional units of equal value in the asset pool. On formation of an asset pool, the Directors shall, in their discretion, determine the initial value of notional units (which shall be expressed in such currency as the Directors consider appropriate) and shall allocate to each Participating Fund units having an aggregate value equal to the amount of cash (or to the value of other assets) contributed. Thereafter, the value of the notional unit shall be determined by dividing the net asset value of the asset pool by the number of notional units subsisting.

When additional cash or assets are contributed to or withdrawn from an asset pool, the allocation of units of the Participating Fund concerned will be increased or reduced, as the case may be, by a number of units determined by dividing the amount of cash or the value of assets contributed or withdrawn by the current value of a unit. Where a contribution is made in cash, it will be treated for the purpose of this calculation as reduced by an amount which the Directors consider appropriate to reflect fiscal charges and dealing and purchase costs which may be incurred in investing the cash concerned; in the case of cash withdrawal, a corresponding addition will be made to reflect costs which may be incurred in realising securities or other assets of the asset pool.

Dividends, interest and other distributions of an income nature received in respect of the assets in an asset pool will be immediately credited to the Participating Funds in proportion to their respective participation in the asset pool at the time of receipt. Upon the dissolution of the Company, the assets in an asset pool will be allocated to the Participating Funds in proportion to their respective participation in the asset pool.

Within any pooling arrangement, the Custodian shall ensure that at all times it is able to identify the assets which are owned by each Participating Fund.

Dividend policy

The Company offers Accumulating Share Classes (Classes A, A1, AD, AH, AO, B, B1, BD, BH, BO, C, CD, CH, CO, I, I1, ID, IH, IO, N, ND, NH, NO, S, SD, SO, Z, Z1, ZD, ZH and ZO) and Distributing Shares Classes (Classes ADX, AHX, AOX, AX, BDX, BHX, BOX, BX, CHX, COX, CX, IHX, IOX, IX, NHX, NOX, NX, SX, SOX, ZHX, ZOX and ZX).

Income and capital gains arising in each Fund in relation to Accumulating Share Classes will be reinvested in such Fund. For the Distributing Shares Classes of the Bond Funds, Equity Funds, Asset Allocation Funds, and Alternative Investment Funds, the Company intends to declare dividends which will be equal to at least 85% of the net investment income attributable to such Classes. For the Distributing Shares Classes of the Liquidity Funds, the Company intends to declare dividends which will be equal to the net investment income attributable to such Classes and realized capital gains, reduced by realized losses, if any.

In the case of Liquidity Funds such dividends, if any, will be declared on each Dealing Day. In the case of the Equity Funds, Bond Funds, Asset Allocation Funds, and Alternative Investment Funds, such dividends, if any, will be accrued on the last Dealing Day of June and December and declared on the next Dealing Day. In the case of the Emerging Markets Corporate Debt Fund and the Euro Strategic Bond Fund, such dividends, if any, will be accrued on the last Dealing Day of March, June, September and December and declared on the next Dealing Day.

Dividends will be automatically reinvested in additional Shares of the relevant Class free of any charge unless (i) the Shareholder has nominated on the Application Form to receive such dividends in cash and (ii) the value of the dividends to be distributed for that month or half year, as applicable, is in excess of US\$200.00, or the Euro or the Sterling equivalent of US\$200.00. For those Shareholders who elect to receive dividends in cash and whose dividend accrual for that month or half year, as applicable, is in excess of US\$200.00, or the Euro or the Sterling equivalent of US\$200.00, the Shares reinvested and credited during the month or half year, as applicable, will be redeemed at the applicable Net Asset Value calculated for the last Dealing Day.

The proceeds will be paid to the Shareholder in the Reference Currency of the relevant Fund, or in Sterling, Euro or USD in the case of the Equity, Bond, Alternative Investment and Asset Allocation Funds if the Shareholder's initial investment was made in Sterling, Euro or USD respectively. For those Shareholders whose dividend accrual for that month or half year, as applicable, is less than US\$200.00, or the Euro or the Sterling equivalent of US\$200.00, the dividends will be automatically reinvested in additional Shares of the relevant Class free of any charge. The Directors may, following a Shareholder's request, at their discretion, decide to waive or vary the limit below which a dividend accrual is automatically reinvested.

Income equalisation is operated in respect of all Distributing Share Classes of all Funds. For such Share Classes, equalisation ensures that the income per Share which is distributed in respect of a distribution period is not impacted by changes in the number of Shares in issue in that Share Class during the period. Equalisation is operated by the Administrator, who allocates a portion of the

proceeds from sales and costs of redemption of Shares - equivalent on a per Share basis to the amount of undistributed net investment income on the date of the subscription or redemption - to undistributed income.

Commissions and expenses

Please refer to the Appendices, which contain each Fund's commissions and expenses information.

The Custodian's fees payable vary from Fund to Fund depending on the size of the relevant Fund and the location where the investments are made. The custody rate payable ranges widely from 0.20 basis points to 35 basis points depending on the market where the investment is held. The transaction rate which is payable in addition ranges from US\$4.50 to US\$80.00 per transaction depending on the market where the investments are made. Custody fees are payable monthly.

The Administrator's charges for all Funds are variable depending on the size of the particular Fund. For all Funds, other than the Liquidity Funds, fees are payable at rates ranging from 2.00 basis points to 0.50 basis points on a reducing scale as the size of the Fund increases. For the Liquidity Funds, fees are payable at rates ranging from 1.50 basis points to 0.25 basis points on a reducing scale as the size of the Fund increases. These charges are payable monthly. In certain jurisdictions, where subscriptions, redemption and conversions are made through a third party agent, additional fees and charges may be imposed by that third party. These may be charged to the local investor or to the Company.

The Distributor may pay an amount of the Distribution Fee, Shareholder Service Fee or Contingent Deferred Sales Charge to distributors with whom it has distribution agreements. The Investment Adviser may pay a portion of its investment advisory fee related to any Share Class to distributors, dealers or other entities that assist the Investment Adviser in the performance of its duties or that provide services, directly or indirectly, to the Funds or their Shareholders. The Investment Adviser may also pay a portion of its investment advisory fee related to any Share Class on a negotiated basis in a private arrangement with a holder or prospective holder of Shares. The selection of holders or prospective holders of Shares with whom such private arrangements may be made and the terms on which the Distributor or its affiliates, designees or placement agents may enter into such private arrangements are a matter for the Distributor, except that as a condition of any such arrangements, the Company will not thereby incur any obligation or liability whatsoever.

Directors' fees

Directors who are not directors, officers or employees of the Investment Adviser or any affiliate will be entitled to receive remuneration from the Company as disclosed in the Annual Report.

Transfer of Shares

The Company may, where the Directors determine it is in the best interests of the Company and its Shareholders, charge a fee to any Shareholder who requests that their investment is re-registered into a different Shareholder account. Such fee will be payable to the Company to compensate it for the costs of processing such request, out of the Shareholder's investment, such amount not to exceed €50 per transfer.

Taxation

The statements on taxation set out below are by way of a general guide to potential investors and Shareholders only regarding the law and practice in force in the relevant jurisdiction at the date of the Simplified Prospectus and do not constitute tax or legal advice. There can be no guarantee that the tax position or proposed tax position prevailing at the time an investment is made will endure indefinitely. Neither the Company, the Subsidiary nor their advisors are liable for any loss which may arise as a result of current, or changes in, applicable tax laws, practice and their interpretation by any relevant authority.

Under current law, the Company is not liable to any Luxembourg income tax, nor are dividends paid by the Company liable to any Luxembourg withholding tax (subject to the section below referring to the European Savings Directive). The Company is, however, liable to annual subscription tax in Luxembourg (*taxe d'abonnement*) calculated at a rate of 0.01 per cent of the net assets of the Liquidity Fund and 0.05% of the net asset value of all other Funds, save where and to the extent that particular Share Classes of such other Funds are entitled to benefit from a reduced subscription tax rate of 0.01% pursuant to Article 129 of the law of 20th December 2002 on undertakings for collective investment (as amended) (as described below).

The Company will seek to obtain the benefit of a reduced subscription tax rate of 0.01% for Class N, ND, NH, NHX, NO, NOX, NX, S, SD, SO, SOX, SX, Z, Z1, ZD, ZH, ZHX, ZO, ZOX and ZX Shares where the whole of the Share Class is held by institutional investors as provided by Article 129 of the law of 20th December 2002 on undertakings for collective investment (as amended). However, there can be no guarantee that the benefit of such reduced rate will be obtained or that, once obtained, it will continue to be available in the future.

Subscription tax is payable quarterly and is calculated by reference to the net assets of the relevant Fund or Share Class at the end of the quarter to which the tax relates. Subscription tax is not payable on assets of the Funds comprising investments in other Luxembourg undertakings for collective investment which are themselves subject to the subscription tax.

No stamp duty or other tax is payable in Luxembourg in connection with the issue of shares of the Company. A fixed

registration duty of Euro 75 will be levied upon amendments of the articles of incorporation of the Company.

Under current law in Luxembourg, no Luxembourg tax is payable on the realised capital appreciation of the assets of the Company.

The Company is considered in Luxembourg as a taxable person for value added tax ("VAT") purposes without any input VAT deduction right. A VAT exemption applies in Luxembourg for services qualifying as fund management services. Other services supplied to the Company could potentially trigger VAT and require the VAT registration of the Company in Luxembourg as to self-assess the VAT regarded as due in Luxembourg on taxable services (or goods to some extent) purchased from abroad.

No VAT liability arises in principle in Luxembourg in respect of any payments by the Company to its Shareholders, to the extent that such payments are linked to their subscription to the Company's shares and do not constitute the consideration received for any taxable services supplied.

Under current legislation Shareholders are generally not subject to any capital gains or income tax in Luxembourg except Shareholders who are resident in Luxembourg or who have a permanent establishment or a permanent representative in Luxembourg to which the Shares are attributable.

The information set forth above is based on present law and administrative practice and may be subject to modification.

Investment income for dividends, gains and interest received by the Company may be subject to withholding taxes at varying rates; such withholding taxes may not be recoverable.

Prospective Shareholders should inform themselves of, and where appropriate take advice on, the laws and regulations (such as those relating to taxation and exchange controls) applicable to the subscription, purchase, holding, redemption, conversion and otherwise disposing of Shares in the country of their citizenship, residence, domicile or incorporation. Prospective Shareholders should note that the information contained in this "Taxation" section of the Simplified Prospectus is a general guide only and does not discuss the local tax consequences that all Prospective Shareholders may be subject to.

Belgian Taxation

The Company is in the process of registering the Asian Property, Euro Corporate Bond, Emerging Markets Debt, Emerging Markets Domestic Debt, Global Convertible Bond and US Growth Funds with the Belgian Banking, Finance and Insurance Commission (the "CBFA"). Once the registration is complete, the Company will become subject to an annual tax, as from the year following its registration. The annual tax is due on the total net asset value of the

Shares held in Belgium as at 31st December of the preceding year. Shares are considered held in Belgium if they are acquired through the intervention of a Belgian financial intermediary. The tax is payable at a rate of 0.08% per annum. The Company intends to charge this tax to the relevant Fund, however it will not be possible to specifically allocate this expense to Belgian Shareholders, so the tax will be borne by all Shareholders in the relevant Fund. It is not expected that the impact will exceed 0.01% per annum of the relevant Fund.

Taxation of the Subsidiary

The taxation of income and capital gains arising to the Subsidiary in respect of its investments in Indian securities is subject to the fiscal law and practice of Mauritius and India. Please refer to the Prospectus for more details.

European Union Savings Directive

Council Directive 2003/48/EC (the "EU Savings Directive") and related treaties apply where a paying agent established in an EU Member State, or in certain dependent/associated territories or in certain third party States makes a payment of interest within the meaning of the EU Savings Directive (which includes a redemption of Shares regarding certain Funds), to a beneficiary which is an individual or a residual entity (as described in Article 4.2 of the EU Savings Directive) resident or established in another EU Member State or in a dependent/associated territory. In such circumstances, the paying agent is required to report income received by Shareholders to the relevant tax authority (the "Disclosure of Information Method"). However, throughout a transitional period, certain EU Member States (Luxembourg and Austria), as well as certain non-EU Member States, which have signed an agreement with EU Member States (Switzerland, Liechtenstein, San Marino, Monaco and Andorra) for applying similar measures to the ones included in the EU Savings Directive, are allowed to withhold an amount on interest payments instead of using the Disclosure of Information Method, except if the beneficiaries of the interest payments opt for the Disclosure of Information Method. The rate of such withholding tax is currently 20% and will be increased up to 35% from 1st July 2011. Such transitional period will end if and when the European Community enters into agreements on exchange of information upon request with several jurisdictions (Switzerland, Liechtenstein, San Marino, Monaco and Andorra) and when the Council of the European Union agrees that the United States is committed to use the Disclosure of Information Method.

The EU Savings Directive and several agreements concluded between Luxembourg and certain dependant/associated territories of the European Union have been transposed into Luxembourg domestic law by the laws dated 21st June 2005 (the "Laws") which entered into force on 1st July 2005. Under the Laws, a Luxembourg paying agent (within the meaning of the EU Savings Directive) is required to withhold tax on interest and other similar income as

defined hereafter paid by it to (or under certain circumstances, to the benefit of) an individual resident or established in another EU Member State or a Residual Entity in the sense of Article 4.2. of the EU Savings Directive, resident or established in another EU Member State, unless the beneficiary of the interest payments elects for an exchange of information. Interest as defined by the Laws encompasses income realised upon the sale, refund, redemption of shares or units held in a Luxembourg UCITS such as the Company, if it invests directly or indirectly more than 25% of its assets in debt claims within the meaning of the EU Savings Directive, as well as any income derived from debt claims otherwise distributed by a UCITS where the investment in debt claims of such a UCITS exceeds 15% of its assets.

The same regime applies to payments to individuals or Residual Entities resident or established in any of the dependent/associated territories, *i.e.* Aruba, British Virgin Islands, Guernsey, Isle of Man, Jersey, Montserrat, as well as the former Netherlands Antilles, *i.e.* Bonaire, Curaçao, Saba, Sint Eustatius and Sint Maarten.

On 15th September 2008 the European Commission issued a report to the Council of the European Union on the operation of the EU Savings Directive, which included the Commission's advice on the need for changes to the EU Savings Directive. On 13th November 2008, the European Commission published a detailed proposal for amendments to the EU Savings Directive. The European Parliament approved an amended version of this proposal on 24th April 2009. The Shareholders' attention is drawn on this proposal which aims at improving the efficiency of the measures set out in the EU Savings Directive which extend the application of the EU Savings Directive to interest payments made to certain interposed arrangements and to payments made under certain innovative financial products.

Shareholders should inform themselves of, and where appropriate take advice on, the impact of the EU Savings Directive on their investment.

Investment by the Equity Funds in debt claims (as defined by the EU Savings Directive) will be limited to 15% of Net Asset Value.

Net Asset Value determination and publication

The Company determines the price or Net Asset Value of its Shares on a forward basis. This means that it is not possible to know in advance the Net Asset Value per Share at which Shares will be bought or sold (exclusive of any sales charges). The Net Asset Value per Share is calculated at the valuation point following the relevant Cut-Off Point.

The Funds are valued daily and the Net Asset Value per Share is calculated at the valuation point on each Dealing Day. The Net Asset Value per Share for all Funds will be determined on the basis of the last available prices at the valuation point from the markets

on which the investments of the various Funds are principally traded.

Events may occur between the determination of an investment's last available price and the determination of a Fund's Net Asset Value per Share at the valuation point that may, in the opinion of the Directors, mean that the last available price does not truly reflect the fair market value of the investment. In such circumstances the price of such investment shall be adjusted in accordance with the procedures adopted from time to time by the Directors in their discretion.

To the extent that the Directors consider that it is in the best interests of Shareholders, taking into account factors including the prevailing market conditions, the level of subscriptions and redemptions in a particular Fund and the size of the Fund, the Net Asset Value of a Fund may be adjusted to reflect the estimated dealing spreads, costs and charges to be incurred by the Fund in liquidating or purchasing investments to satisfy the net transactions for a particular Dealing Day. The adjustment shall not exceed 1% of the Net Asset Value of the relevant Fund on the relevant Dealing Day.

The Net Asset Value per Share of each Class within each Fund is made public at the registered office of the Company and is available at the offices of the Transfer Agent. The Company will arrange for the Net Asset Value per Share of each Class within each Fund to be published as required and in addition as it may decide in leading financial newspapers worldwide. Shareholders may view the Net Asset Value per Share on the Company's web-site (<http://www.morganstanleyinvestmentfunds.com>).

The dividend declaration in the case of the Liquidity Funds for the Distributing Share Classes (as applicable), will be made public at the registered office of the Company and made available at the offices of the Transfer Agent on each Dealing Day.

The dividend declaration for the Distributing Share Classes (as applicable) of the Equity Funds, Bond Funds, Asset Allocation Funds and Alternative Investment Funds, where issued, will be made public at the registered office of the Company and made available at the offices of the Transfer Agent on the first Dealing Day of July and January, except for the Emerging Corporate Debt and the Euro Strategic Bond Fund for which such dividend declaration, where issued, will be made public on the first Dealing Day of January, April, July and October as applicable.

How to buy Shares

The Directors of the Company reserve the right at any time, without notice, to discontinue the issue and sale of Shares of any Class in any or all Funds.

Initial applications for Shares must be made on the Company's Application Form or in a format acceptable to the Company containing the information required by the Company and must be

forwarded to the Transfer Agent in Luxembourg, or to any distributor indicated on the Application Form. Applicants should indicate the Fund(s) and Class(es) into which they wish to invest on the fund selector sheet attached to the Application Form. The Company reserves the right to reject any application for Shares in whole or in part.

All applications are made subject to the Prospectus, this Simplified Prospectus, the latest annual report and semi-annual report, if available, the Company's Articles of Incorporation and the Application Form.

Joint applicants must each sign the Application Form unless an acceptable Power of Attorney or other written authority is provided.

In the case of subscriptions for Shares of Class A, A1, AD, ADX, AH, AHX, AO, AOX, AX, B, B1, BD, BDX, BH, BHX, BO, BOX, BX, C, CD, CH, CHX, CO, COX and CX of all Funds and Class I, IH, IHX, IX, S, SX, Z, ZH, ZHX and ZX of the Liquidity Funds, unless prior arrangements have been made, cleared funds must be received by the Transfer Agent on the Business Day prior to the relevant Dealing Day in order for the Applicant to receive the Net Asset Value per Share determined for that Dealing Day.

In the case of subscription for Shares of Class I¹, I1, ID, IH, IHX, IO, IOX, IX, S, SD, SX, Z, Z1², ZD, ZH, ZHX, ZO, ZOX and ZX for all Funds except the Liquidity Funds, cleared funds must be received by the Transfer Agent by 1 p.m. CET, within three Business Days after the Dealing Day.

Full payment instructions are set out in the Application Form and may also be obtained through a Distributor or the Transfer Agent.

	Minimum Initial Subscription per Fund	Minimum Subsequent Subscription
Classes S, SD, SO, SOX and SX	20,000,000	N/A
Classes Z, Z1 ³ , ZD, ZH, ZHX, ZO, ZOX and ZX	N/A	N/A
Classes I ⁴ , I1 ⁵ , ID, IH, IHX, IO, IOX and IX	500,000	50,000
Classes A, A1 ⁶ , AD, ADX, AH, AHX, AO, AOX and AX	N/A	N/A
Classes B, B1 ⁷ , BD, BDX, BH, BHX, BO, BOX and BX	N/A	N/A
Classes C, CD, CH, CHX, CO, COX and CX	N/A	N/A
Classes N, ND, NH, NHX, NO, NOX and NX	100,000	10,000

¹ Share Class I in the Absolute Return Currency is not available to subscriptions to first time applicants of the Company, to subscriptions from existing Shareholders of the Absolute Return Currency Fund and to conversions.

² Share Class Z1 of the Absolute Return Currency Fund will be reclassified as Share Class Z of the Absolute Return Currency Fund with effect from the date of this Prospectus.

³ As from the date of this Prospectus, Share Class Z1 of the Absolute Return Currency Fund will be reclassified as Share Class Z.

⁴ Share Class I in the Absolute Return Currency Fund is not available to subscriptions to first time applicants of the Company, to subscriptions from existing Shareholders of the Absolute Return Currency Fund and to conversions.

⁵ Share Class I1 is only available in the Absolute Return Currency Fund.

⁶ Share Class A1 is only available in the Absolute Return Currency Fund.

⁷ Share Class B1 is only available in the Absolute Return Currency Fund.

These amounts may be in US Dollars (or the Euro, Yen or Sterling equivalent of the US Dollar amount). These minima may be waived or varied, in any particular case or generally, at the Directors' discretion or in accordance with the authority conferred by the Directors on the Dirigeants.

Investors will be required to provide identity evidence required by any applicable laws and regulations relating to anti-money laundering checks. Subscriptions shall not be processed until such information is received.

How to sell Shares

Applications for redemption must include (i) the monetary amount the Shareholder wishes to redeem, or (ii) the number of Shares the Shareholder wishes to redeem. In addition, the application must include the Shareholder's personal details and Shareholder's account number. Failure to provide any of this information may result in delay of the application whilst verification is being sought from the Shareholder.

Upon redemption of Class ADX, AHX, AOX, AX, BDX, BHX, BOX, BX, CHX, COX, CX, IHX, IOX, IX, NHX, NOX, NX, SOX, SX, ZHX, ZOX and ZX Shares, all dividends will accrue up to, and including, the Dealing Day on which such orders are processed. Holders of Class B, B1, BD, BDX, BH, BHX, BO, BOX, BX, C, CD, CH, CHX, CO, COX and CX Shares may be subject to a Contingent Deferred Sales Charge in accordance with the table in the "Commission and expenses" section set out in the Appendices.

Payment for Shares redeemed will be effected no later than three Business Days after the relevant Dealing Day for all Funds except the Liquidity Funds. Payment for Shares redeemed from the Euro Liquidity Fund and Euro Government Liquidity Fund will be effected no later than one Business Day after the relevant Dealing Day. Payment for Shares redeemed from the US Dollar Liquidity Fund will be effected on the Dealing Day the redemption request is processed.

Unless otherwise specified by the Shareholder on the application for redemption, such redemption will be paid in the Reference Currency of the Fund or, if applicable, the Hedged Share Class from which the Shareholder is redeeming.

How to convert Shares

Shareholders are entitled to convert all or part of their Shares of one Fund into Shares of the same Class of other Funds and may also convert from one Class of Shares of a Fund into other Classes of Shares of that Fund or other Funds in accordance with the table below without charge except:

- i) where a Shareholder's investment in the Company is through Class A, AD, ADX, AH, AHX, AO, AOX or AX Shares of a Liquidity Fund, and such investment has not yet attracted a Sales Charge, any subsequent conversion of that investment

into one of the other Funds may result in the payment of the applicable Sales Charge for the new Fund based on the amount to be invested in the new Fund (as set out in the table in the "Commissions and Expenses" section of the relevant Appendix).

The Sales Charge will be deducted from the amount to be invested in the new Fund by the Transfer Agent at the time of the conversion and paid to the Distributor.

- ii) where any Class B, B1, BD, BDX, BH, BHX, BO, BOX or BX Shares are converted to any other Class of Shares of any Fund within four years of the subscription date or where Class C, CD, CH, CHX, CO, COX and CX Shares are converted to any other Class of Shares of any Fund within less than one year of the subscription date, it will be treated as a redemption and may be subject to a Contingent Deferred Sales Charge as detailed in "Commissions and Expenses" section of the relevant Appendix.

- iii) where the Directors, in their discretion, determine that the Shareholder has engaged in trading practices which adversely affect the interests of the Company's Shareholders or where it is otherwise appropriate to protect the interest of the Company and its Shareholders, a conversion fee of up to 2% may be applied.

Conversions are always processed in a common currency. Where conversion is between Share Classes whose Net Asset Values are issued in a common currency, the conversion will be processed in the common currency specified by the investor. Where there is not a common currency between the Net Asset Values of the converting Share Classes, then no conversion is possible except with the specific approval of the Directors, and the investor will need to redeem their holding and subscribe for their chosen Share Class in the appropriate currency.

The Directors may, at their discretion, accept other conversions than those detailed as permissible in the table below. In certain jurisdictions, where conversions are submitted via a third party agent, different arrangements may apply and the permitted conversions may differ from those set out in the below table. Investors should contact their third party agent for more information.

		INTO						
		Class A	Class B	Class C	Class I**	Class N	Class S	Class Z**
O U T O F	Class A	✓	X	X	✓	X	X	✓
	Class B	✓	✓	X	X	X	X	X
	Class C	X	X	✓	X	X	X	X
	Class I	✓	X	X	✓	X	✓	✓
	Class N	X	X	X	X	✓	X	X
	Class S	X	X	X	X	X	✓	✓
	Class Z	X	X	X	X	X	✓	✓

* References to a Class of Shares in this table are to all types of Shares (i.e a reference to Class A shall include A1, AD, ADX, AH, AHX, AO, AOX and AX).

**Conversions into Classes I and Z of the Absolute Return Currency are not accepted.

The application for conversion must include (i) the monetary amount the Shareholder wishes to convert or (ii) the number of Shares the Shareholder wishes to convert, together with the Shareholder's personal details and Shareholder's account number. Failure to provide any of this information may result in delay of the application for conversion whilst verification is being sought from the Shareholder. The period of notice is the same as for applications for redemption. The application for conversion must be accompanied, as appropriate, by the registered share certificate or by a form of transfer, duly completed, or by any other document providing evidence of transfer.

The Directors may refuse to accept a conversion application if it is detrimental to the interests of the Company or the Shareholders taking into account the monetary amount or number of Shares to be converted, market conditions or any other circumstances. The Directors may, for example, at their discretion, decide to refuse a conversion application to protect a Fund and the Shareholders from the effects of short term trading or may limit the number of conversions between Funds which are permitted.

General

Applications received by the Transfer Agent on any Dealing Day before the Cut-Off Point will be processed on that Dealing Day based on the Net Asset Value per Share determined on that Dealing Day. Any applications received by the Transfer Agent after the Cut-Off Point on any Dealing Day will be processed on the next Dealing Day on the basis of the Net Asset Value per Share next determined.

Applications for Class ADX, AHX, AOX, AX, BDX, BHX, BOX, BX, CHX, COX, CX, IHX, IOX, IX, NHX, NOX, NX, SOX, SX, ZHX, ZOX and ZX Shares shall begin accruing dividends on the Dealing Day on which such orders are processed.

Applications for subsequent subscriptions, redemptions and conversions may be made by fax to the Transfer Agent or to a

distributor or by any other means to be determined at the discretion of the Company. A Confirmation Note is sent to the applicant by ordinary post (or by fax, electronic or other means) on the Dealing Day the order is processed providing full details of the transaction. It is recommended that applicants check Confirmation Notes on receipt.

A collection agent (that is, an entity located in a Financial Action Task Force country or equivalent country, which collects subscription, redemption and conversion requests on behalf of the Company but does not process them) must receive an application before the Cut-Off Point for any Dealing Day in order for the Transfer Agent to process the application on the basis of the Net Asset Value per Share determined for that Dealing Day. Applications received by a collection agent in respect of a Dealing Day after the Cut-Off Point will be processed by the Transfer Agent on the basis of the Net Asset Value per Share determined for the next Dealing Day. Where collection agents appointed by the Distributor receive subscription monies, those monies will have been subject to the anti-money laundering checks of an appointed distributor or the relevant collection agent.

If any application for redemption or conversion is received in respect of any one Dealing Day (the "First Dealing Day") which either singly or when aggregated with other applications so received, is more than 10% of the Net Asset Value of any one Fund, the Company reserves the right in its sole and absolute discretion (and acting in the best interests of the remaining Shareholders) to scale down pro rata each application with respect to such First Dealing Day so that not more than 10% of the Net Asset Value of the relevant Fund be redeemed or converted on such First Dealing Day. In circumstances where the 10% threshold is met as a result of the aggregation of a number of applications, only those applications exceeding a threshold, currently 2%, of the Net Asset Value of the relevant Fund, will be scaled down pro rata. For example, if applications representing 1%, 3%, 5% and 6% of the Net Asset Value of a Fund are received, only the applications

representing 3%, 5% and 6% will be scaled down pro rata. The Company may in its discretion change the threshold as it may decide is appropriate in which case the Prospectus will be amended accordingly.

The Company's Funds, with the exception of the Liquidity Funds, are not designed for investors with short term investment horizons. Activities which may adversely affect the interests of the Company's Shareholders (for example that disrupt investment strategies or impact expenses) are not permitted. Specifically, market timing is not permitted.

Whilst recognising that Shareholders may have legitimate needs to adjust their investments from time to time, the Directors in their discretion may, if they deem such activities adversely affect the interests of the Company's Shareholders, take action as appropriate to deter such activities.

Accordingly if the Directors determine or suspect that a Shareholder has engaged in such activities, they may suspend, cancel, reject or otherwise deal with that Shareholder's subscription or conversion applications and take any action or measures as appropriate or necessary to protect the Company and its Shareholders. Such measures may include the imposition of a redemption fee on the redemption proceeds of Shareholders whom the Directors determine to have engaged in such activities, or the imposition of limits on the number of conversions of Shares between Funds which are permitted.

A conversion/redemption fee of up to 2% may be applied by the Company where the Directors, in their discretion, determine that the Shareholder has engaged in trading practices which adversely affect the interests of the Company's Shareholders. The fee is retained by the Company for the benefit of continuing Shareholders of the relevant Fund and in particular is intended to defray the costs associated with the sale of portfolio securities to satisfy redemption or conversion requests, thereby reducing the possible impact of such costs.

To the extent that the Directors consider that it is in the best interests of Shareholders, taking into account factors including the prevailing market conditions, the level of subscriptions and redemptions in a particular Fund and the size of the Fund, the Net Asset Value of a Fund may be adjusted to reflect the estimated dealing spreads, costs and charges to be incurred by the Fund in liquidating or purchasing investments to satisfy the net transactions received in respect of a particular Dealing Day.

The adjustment shall not exceed 1% of the Net Asset Value of the relevant Fund on the relevant Dealing Day.

The Russian Trading Stock Exchange and the Moscow Interbank Currency Exchange are the only exchanges in the Russian

Federation that qualify as Recognised Exchanges within the meaning of Article 41(1) of the Law of 20th December 2002 on undertakings for collective investment (as amended).

Additional important information

The Company is established for an unlimited period of time.

Classes of Shares may be listed on the Luxembourg Stock Exchange as determined by the Directors from time to time.

Launch date of the Company:	21st November 1988.
Total net assets:	USD 19,641.4 million (as of 31st December 2010).
Promoter:	Morgan Stanley Investment Management Limited.
Supervisory authority:	Commission de Surveillance du Secteur Financier, Luxembourg (www.cssf.lu).
Custodian Bank:	J.P. Morgan Bank Luxembourg S.A., European Bank and Business Centre, 6 route de Trèves, L-2633 Senningerberg, Grand Duchy of Luxembourg.
Investment Adviser:	Morgan Stanley Investment Management Inc., 522 Fifth Avenue, New York, NY 10036, United States of America.
Sub-Advisers:	Morgan Stanley Investment Management Inc., the Investment Adviser to the Company, has appointed the following Sub-Adviser: Morgan Stanley Investment Management Limited, Morgan Stanley Investment Management Company. A summary of which Funds are currently advised by each of the Sub-Advisers is available from the registered office of the Company and is included in the Company's Annual and Semi-Annual reports.
Subsidiary:	Morgan Stanley SICAV (Mauritius) Limited to carry out exclusively activities consistent with the investment objectives of the Indian Equity Fund.
Administrator and Paying Agent:	J.P. Morgan Bank Luxembourg S.A., 6 route de Trèves, L-2633 Senningerberg, Grand Duchy of Luxembourg.
Domiciliary Agent:	Morgan Stanley Investment Management Limited, Luxembourg Branch, European Bank and Business Centre, 6B route de Trèves, L-2633 Senningerberg, Grand Duchy of Luxembourg.
Registrar and Transfer Agent:	RBC Dexia Investor Services Bank S.A., 14, Rue Porte de France, L-4360 Esch-sur-Alzette, Grand Duchy of Luxembourg.
Auditor:	Ernst & Young S.A., 7, Parc d'Activités Syrdall, L-5365 Munsbach, Grand Duchy of Luxembourg.
Website:	www.morganstanleyinvestmentfunds.com The website is directed only to persons located in countries in which the dissemination of information regarding the Funds on the world wide web is permitted.

Further information

For further information, please contact your Morgan Stanley Representative.

Appendix

To the Simplified Prospectus of Morgan Stanley Investment Funds

RELATING TO MORGAN STANLEY INVESTMENT FUNDS ASIAN EQUITY FUND

(the “Asian Equity Fund” or the “Fund”)

The information contained in this Appendix should be read in conjunction with the full text of the Simplified Prospectus

Investment objective and policy

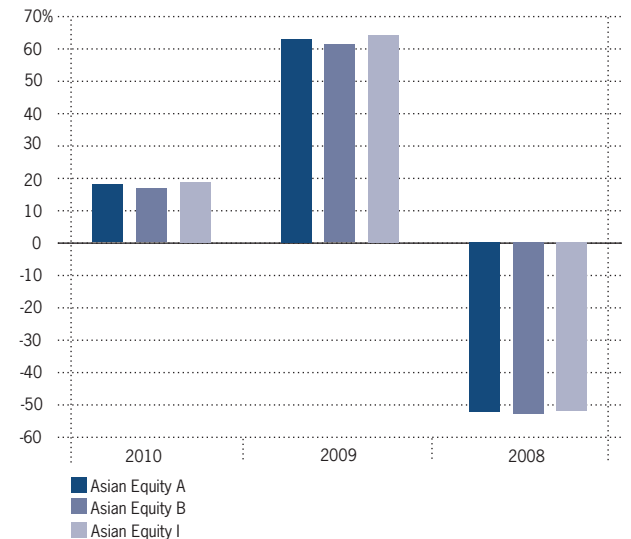
The Asian Equity Fund’s investment objective is to seek long term capital appreciation, measured in US Dollars, through investment primarily in the equity securities of companies domiciled in or exercising the predominant part of their economic activity in Asia, excluding Japan, thereby taking advantage of the dynamic economic growth capabilities of the region. The Fund invests in established markets of the region, such as South Korea, Taiwan, Singapore, Malaysia, Hong Kong and Thailand but additional opportunities are also sought, whenever regulations permit, in any of the emerging markets in Asia. The Fund may also invest on an ancillary basis in depositary receipts (including American Depositary Receipts (ADRs), Global Depositary Receipts (GDRs) and European Depositary Receipts (EDRs)), debt securities convertible into common shares, preference shares, debentures, warrants and securities not widely traded. **Investors should refer to “Risk Factors” below for special risk considerations applicable to emerging markets.**

Risk factors

If you are in any doubt about the risk factors relevant to an investment, you should consult your stockbroker, bank manager, solicitor, accountant or other financial adviser.

- Equity securities are generally considered higher risk investments, and the returns may be volatile.
- Emerging country securities involve greater risk than those associated with developed countries including greater currency risk, economic and political risk, settlement risk, price volatility and may have debt unrated by internationally recognized credit rating organisations.
- The fund may invest in depositary receipts (ADRs, GDRs and EDRs). These instruments represent shares in companies trading outside the markets on which the depositary receipts are traded. The depositary receipts are traded on Recognised Exchanges, but there may be other risks associated with the underlying shares of such instruments, such as political, inflationary, exchange rate or custody.

PERFORMANCE



	2010	2009	2008
Asian Equity A	17.80	62.75	-52.47
Asian Equity B	16.63	61.13	-52.95
Asian Equity I	18.70	63.98	-52.13

The graph above shows past performance in US Dollar. Past performance is not necessarily a guide to the future performance results. Calculations are NAV to NAV and net of fees. Performance is shown for the last three full calendar years.

Profile of the typical investor

In light of the Asian Equity Fund’s investment objective it may be appropriate for investors who:

- Seek to invest in equity securities.
- Seek capital appreciation over the long term.
- Seek income whether in the form of capital appreciation or distributions, as outlined in “Treatment of income”.
- Accept the risks associated with this type of investment, as set out in the “Risk factors” above.

Appendix

To the Simplified Prospectus of Morgan Stanley Investment Funds

Commissions and expenses

Fees charged to the investor

Class:	Subscription Sales Charges:	Redemption: Contingent Deferred Sales Charge ("CDSC"):	Conversion Charges:
S/SD/SO/ SOX/SX	None	None	None
Z/ZD/ZH/ZHX/ ZO/ZOX/ZX	Up to 1.00%	None	None
I/ID/IH/IHX/IO/ IOX/IX	Up to 3.00%	None	None
A/AD/ADX/AH/ AHX/AO/AOX/ AX	Up to 5.75%	None	None
B/BD/BDX/BH/ BHX/BO/BOX/ BX	None	Time Period Since Subscription: 0-365 Days 4.00% 1-2 Years 3.00% 2-3 Years 2.00% 3-4 Years 1.00% 4 Years and thereafter None	CDSC: None
C/CD/CH/CHX/ CO/COX/CX	None	Time Period Since Subscription: 0-365 Days 1.00% and thereafter None	CDSC: None
N/ND/NH/NHX/ NO/NOX/NX	None	None	None

Please refer to the current Application Form for availability of share classes in your jurisdiction.

A CDSC may be assessed on an amount equal to the lesser of the initial purchase price of the Class B, BD, BDX, BH, BHX, BO, BOX, BX, C, CD, CH, CHX, CO, COX or CX Shares being redeemed or the current Net Asset Value of the Class B, BD, BDX, BH, BHX, BO, BOX, BX, C, CD, CH, CHX, CO, COX or CX Shares. Accordingly no CDSC will be imposed on increases in Net Asset Value above the initial purchase price. The amount of such fee depends upon the length of time for which the Class B, BD, BDX, BH, BHX, BO, BOX, BX, C, CD, CH, CHX, CO, COX or CX Shares have been held.

Fund's operating expenses charged directly to the Asian Equity Fund and reflected in the Net Asset Value:

	Classes A/AD/ADX/AH/AHX/AO/AOX/AX	Classes B/BD/BDX/BH/BHX/BO/BOX/BX	Classes C/CD/CH/CHX/CO/COX/CX	Classes I/ID/IH/IHX/IO/IOX/IX	Classes N/ND/NH/NHX/NO/NOX/NX	Classes S/SD/SO/SOX/SX	Classes Z/ZD/ZH/ZHX/ZO/ZOX/ZX
Investment Advisory Fee:	1.40%	1.40%	2.20%	0.75%	None	–	0.75%
Distribution Fee:	None	1.00%	None	None	None	None	None
Shareholder Service Fee:	0.15%	0.15%	0.15%	0.08%	None	0.05%	0.08%

Where the Distributor and its affiliates invest on behalf of clients, or their clients invest directly into Class N, ND, NH, NHX, NO, NOX and NX Shares, such clients may pay to the Distributor or its affiliates, a base management fee, a performance fee or a mixture of both a base management fee and a performance fee.

The Investment Advisory Fee, Distribution Fee and Shareholder Service Fee are all calculated based on the average daily net assets before deduction of any fees.

The Fund is subject to other fees and expenses which include, but are not limited to, custody, administration and transfer agency fees, legal and audit fees, printing expenses, costs of publication of the Net Asset Value (whether for regulatory purposes or otherwise) and other fees and expenses permitted to be paid out of the assets of the Company, as set out in the Prospectus and the Company's Articles of Incorporation.

Additional important information

The Asian Equity Fund is established for an unlimited period of time.

Legal structure:	Sub-fund of Morgan Stanley Investment Funds
Launch date:	October 1991
Total Net Assets:	USD 618.9 million (as of 31st December 2010)
Reference currency:	US Dollar (USD)

Appendix

To the Simplified Prospectus of Morgan Stanley Investment Funds

RELATING TO MORGAN STANLEY INVESTMENT FUNDS ASIA-PACIFIC EQUITY FUND

(the "Asia-Pacific Equity Fund" or the "Fund")

The information contained in this Appendix should be read in conjunction with the full text of the simplified prospectus

Investment objective and policy

The Asia-Pacific Equity Fund's investment objective is to seek long term capital appreciation, measured in US Dollars, through investment primarily in the equity securities of companies domiciled in or exercising the predominant part of their economic activity in the Asia-Pacific region, excluding Japan, thereby taking advantage of the dynamic economic growth capabilities of the region. The Fund invests in developed and emerging markets of the region, such as Australia, China, Hong Kong, India, Indonesia, South Korea, Malaysia, New Zealand, Philippines, Singapore, Taiwan and Thailand, but additional opportunities are also sought in the region, whenever regulations permit. The Fund may also invest on an ancillary basis in depositary receipts (including American Depositary Receipts (ADRs), Global Depositary Receipts (GDRs) and European Depositary Receipts (EDRs), debt securities convertible into common shares, preference shares, debentures, warrants and securities not widely traded.

Risk factors

If you are in any doubt about the risk factors relevant to an investment, you should consult your stockbroker, bank manager, solicitor, accountant or other financial adviser.

- Equity securities are generally considered higher risk investments, and the returns may be volatile.
- Emerging country securities involve greater risk than those associated with developed countries including greater currency risk, economic and political risk, settlement risk, price volatility and may have debt unrated by internationally recognized credit rating organisations.
- The Fund may invest in depositary receipts (ADRs, GDRs and EDRs). These instruments represent shares in companies trading outside the markets on which the depositary receipts are traded. The depositary receipts are traded on Recognised Exchanges, but there may be other risks associated with the underlying shares of such instruments, such as political, inflationary, exchange rate or custody.

PERFORMANCE

Not yet available.

Profile of the typical investor

In light of the Asia-Pacific Equity Fund's investment objective it may be appropriate for investors who:

- Seek to invest in equity securities.

- Seek capital appreciation over the long term.
- Seek income whether in the form of capital appreciation or distributions, as outlined in "Treatment of income".
- Accept the risks associated with this type of investment, as set out in the "Risk factors" below.

Commissions and expenses

Fees charged to the investor

Class:	Subscription Sales Charges:	Redemption: Contingent Deferred Sales Charge ("CDSC"):	Conversion Charges:
S/SD/SO/ SOX/SX	None	None	None
Z/ZD/ZH/ZHX/ ZO/ZOX/ZX	Up to 1.00%	None	None
I/ID/IH/IHX/IO/ IOX/IX	Up to 3.00%	None	None
A/AD/ADX/AH/ AHX/AO/AOX/ AX	Up to 5.75%	None	None
B/BD/BDX/BH/ BHX/BO/BOX/ BX	None	Time Period Since Subscription: 0-365 Days 4.00% 1-2 Years 3.00% 2-3 Years 2.00% 3-4 Years 1.00% 4 Years and thereafter None	CDSC: None
C/CD/CH/CHX/ CO/COX/CX	None	Time Period Since Subscription: 0-365 Days 1.00% and thereafter None	CDSC: None
N/ND/NH/NHX/ NO/NOX/NX	None	None	None

Please refer to the current Application Form for availability of share classes in your jurisdiction.

A CDSC may be assessed on an amount equal to the lesser of the initial purchase price of the Class B, BD, BDX, BH, BHX, BO, BOX, BX, C, CD, CH, CHX, CO, COX or CX Shares being redeemed or the current Net Asset Value of the Class B, BD, BDX, BH, BHX, BO, BOX, BX, C, CD, CH, CHX, CO, COX or CX Shares. Accordingly no CDSC will be imposed on increases in Net Asset Value above the initial purchase price. The amount of such fee depends upon the length of time for which the Class B, BD, BDX, BH, BHX, BO, BOX, BX, C, CD, CH, CHX, CO, COX or CX Shares have been held.

Appendix

To the Simplified Prospectus of Morgan Stanley Investment Funds

Fund's operating expenses charged directly to the Asia-Pacific Equity Fund and reflected in the Net Asset Value:

	Classes A/AD/ ADX/AH/ AHX/AO/ AOX/AX	Classes B/BD/ BDX/BH/ BHX/BO/ BOX/BX	Classes C/CD/ CH/CHX/ CO/COX/ CX	Classes I/ID/ IH/IHX/ IO/IOX/ IX	Classes N/ND/ NH/NHX/ NO/NOX/ NX	Classes S/SD/ SO/SOX/ SX	Classes Z/ZD/ ZH/ZHX/ ZO/ZOX/ ZX
Investment							
Advisory Fee:	1.50%	1.50%	2.30%	0.85%	None	–	0.85%
Distribution Fee:	None	1.00%	None	None	None	None	None
Shareholder							
Service Fee:	0.15%	0.15%	0.15%	0.08%	None	0.05%	0.08%

Where the Distributor and its affiliates invest on behalf of clients, or their clients invest directly into Class N, ND, NH, NHX, NO, NOX and NX Shares, such clients may pay to the Distributor or its affiliates, a base management fee, a performance fee or a mixture of both a base management fee and a performance fee.

The Investment Advisory Fee, Distribution Fee and Shareholder Service Fee are all calculated based on the average daily net assets before deduction of any fees.

The Fund is subject to other fees and expenses which include, but are not limited to, custody, administration and transfer agency fees, legal and audit fees, printing expenses, costs of publication of the Net Asset Value (whether for regulatory purposes or otherwise) and other fees and expenses permitted to be paid out of the assets of the Company, as set out in the Prospectus and the Company's Articles of Incorporation.

Additional important information

The Asia-Pacific Equity Fund is established for an unlimited period of time.

Legal structure:	Sub-fund of Morgan Stanley Investment Funds
Launch date:	25 March 2011
Total Net Assets:	N/A
Reference currency:	US Dollar (USD)

Appendix

To the Simplified Prospectus of Morgan Stanley Investment Funds

RELATING TO MORGAN STANLEY INVESTMENT FUNDS ASIAN PROPERTY FUND

(the “Asian Property Fund” or the “Fund”)

The information contained in this Appendix should be read in conjunction with the full text of the simplified prospectus

Investment objective and policy

The Asian Property Fund’s investment objective is to seek long term capital appreciation, measured in US Dollars, through investment in the equity securities of companies in the real estate industry located throughout Asia and Oceania. Companies in the real estate industry may include companies principally engaged in the development and/or ownership of income-producing property and collective investment vehicles with exposure to property such as publicly quoted property unit trusts, Real Estate Investment Trusts and undertakings for collective investment. By investing in collective investment vehicles indirectly through the Fund, the investor will bear not only his proportionate share of the management fee of the Fund, but also indirectly, the management expenses of the underlying collective investment vehicles. The Fund may also, on an ancillary basis, invest in preference shares, debt securities convertible into common shares and other equity linked instruments. **Investors should refer to “Risk factors” below for special risk considerations applicable to investing in companies principally engaged in the real estate industry.**

Risk factors

If you are in any doubt about the risk factors relevant to an investment, you should consult your stockbroker, bank manager, solicitor, accountant or other financial adviser.

- There are special risk considerations associated with investing in the securities of companies principally engaged in the real estate industry. These risks include: the cyclical nature of real estate values, risks related to general and local economic conditions, overbuilding and increased competition, increases in property taxes and operating expenses, demographic trends and variations in rental income, changes in zoning laws, casualty or condemnation losses, environmental risks, regulatory limitations on rents, changes in neighbourhood values, related party risks, changes in the appeal of properties to tenants, increases in interest rates and other real estate capital market influences. Generally, increases in interest rates will increase the costs of obtaining financing, which could directly and indirectly decrease the value of the Asian Property Fund’s investments.
- Equity securities are generally considered higher risk investments, and the returns may be volatile.
- Property funds invest in a specific industry, and therefore involve greater risk than customarily associated with a more diversified portfolio.

- Emerging country securities involve greater risk than those associated with developed countries including greater currency risk, economic and political risk, settlement risk, price volatility and may have debt unrated by internationally recognized credit rating organisations.

PERFORMANCE



	2010	2009	2008
Asian Property A	15.05	42.93	-47.66
Asian Property B	13.86	41.55	-48.21
Asian Property I	15.97	43.98	-47.31

The graph above shows past performance in US Dollar. Past performance is not necessarily a guide to the future performance results. Calculations are NAV to NAV and net of fees. Performance is shown for the last three full calendar years.

Profile of the typical investor

In light of the Asian Property Fund’s investment objective it may be appropriate for investors who:

- Seek to invest in equity securities.
- Seek capital appreciation over the long term.
- Seek income whether in the form of capital appreciation or distributions, as outlined in “Treatment of income”.
- Accept the risks associated with this type of investment, as set out in the “Risk factors” above.

Appendix

To the Simplified Prospectus of Morgan Stanley Investment Funds

Commissions and expenses

Fees charged to the investor

Class:	Subscription Sales Charges:	Redemption: Contingent Deferred Sales Charge ("CDSC"):	Conversion Charges:
S/SD/SO/ SOX/SX	None	None	None
Z/ZD/ZH/ZHX/ ZO/ZOX/ZX	Up to 1.00%	None	None
I/ID/IH/IHX/IO/ IOX/IX	Up to 3.00%	None	None
A/AD/ADX/AH/ AHX/AO/AOX/ AX	Up to 5.75%	None	None
B/BD/BDX/BH/ BHX/BO/BOX/ BX	None	Time Period Since Subscription: 0-365 Days 4.00% 1-2 Years 3.00% 2-3 Years 2.00% 3-4 Years 1.00% 4 Years and thereafter None	CDSC: None
C/CD/CH/CHX/ CO/COX/CX	None	Time Period Since Subscription: 0-365 Days 1.00% and thereafter None	CDSC: None
N/ND/NH/NHX/ NO/NOX/NX	None	None	None

Please refer to the current Application Form for availability of share classes in your jurisdiction.

A CDSC may be assessed on an amount equal to the lesser of the initial purchase price of the Class B, BD, BDX, BH, BHX, BO, BOX, BX, C, CD, CH, CHX, CO, COX or CX Shares being redeemed or the current Net Asset Value of the Class B, BD, BDX, BH, BHX, BO, BOX, BX, C, CD, CH, CHX, CO, COX or CX Shares. Accordingly no CDSC will be imposed on increases in Net Asset Value above the initial purchase price. The amount of such fee depends upon the length of time for which the Class B, BD, BDX, BH, BHX, BO, BOX, BX, C, CD, CH, CHX, CO, COX or CX Shares have been held.

Fund's operating expenses charged directly to the Asian Property Fund and reflected in the Net Asset Value:

	Classes A/AD/ ADX/AH/ AHX/AO/ AOX/AX	Classes B/BD/ BDX/BH/ BHX/BO/ BOX/BX	Classes C/CD/ CH/CHX/ CO/COX/ CX	Classes I/ID/ IH/IHX/ IO/IOX/ IX	Classes N/ND/ NH/NHX/ NO/NOX/ NX	Classes S/SD/ SO/SOX/ SX	Classes Z/ZD/ ZH/ZHX/ ZO/ZOX/ ZX
Investment Advisory Fee:	1.40%	1.40%	2.20%	0.75%	None	–	0.75%
Distribution Fee:	None	1.00%	None	None	None	None	None
Shareholder Service Fee:	0.15%	0.15%	0.15%	0.08%	None	0.05%	0.08%

Where the Distributor and its affiliates invest on behalf of clients, or their clients invest directly into Class N, ND, NH, NHX, NO, NOX and NX Shares, such clients may pay to the Distributor or its affiliates, a base management fee, a performance fee or a mixture of both a base management fee and a performance fee.

The Investment Advisory Fee, Distribution Fee and Shareholder Service Fee are all calculated based on the average daily net assets before deduction of any fees.

The Fund is subject to other fees and expenses which include, but are not limited to, custody, administration and transfer agency fees, legal and audit fees, printing expenses, costs of publication of the Net Asset Value (whether for regulatory purposes or otherwise) and other fees and expenses permitted to be paid out of the assets of the Company, as set out in the Prospectus and the Company's Articles of Incorporation.

Additional important information

The Asian Property Fund is established for an unlimited period of time.

Legal structure:	Sub-fund of Morgan Stanley Investment Funds
Launch date:	September 1997
Total Net Assets:	USD 790.3 million (as of 31st December 2010)
Reference currency:	US Dollar (USD)

Appendix

To the Simplified Prospectus of Morgan Stanley Investment Funds

RELATING TO MORGAN STANLEY INVESTMENT FUNDS EMERGING EUROPE, MIDDLE EAST AND AFRICA EQUITY FUND

(the “Emerging Europe, Middle East and Africa Equity Fund” or the “Fund”)

The information contained in this Appendix should be read in conjunction with the full text of the Simplified Prospectus

Investment objective and policy

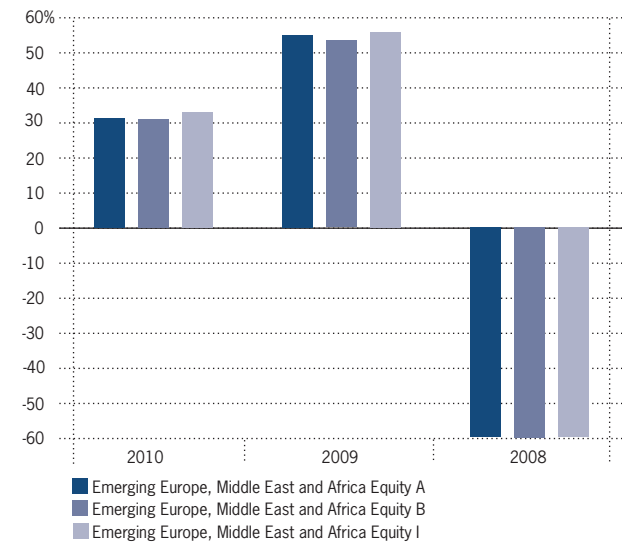
The Emerging Europe, Middle East and Africa Equity Fund’s investment objective is to seek long term capital appreciation, measured in Euro, by investing primarily in equity securities of issuers in Central, Eastern and Southern Europe, the Middle East and Africa. The Fund may also invest on an ancillary basis in debt securities convertible into common shares and other equity linked investments of such issuers as well as in equity, equity-linked and debt securities of issuers in the Central Asian states of the former Soviet Union. For the avoidance of doubt, investment in equity securities of issuers in the Russian Federation shall be deemed to be investments in the equity securities of issuers in Central, Eastern and Southern Europe. The markets of countries invested in must be recognised exchanges (“Recognised Exchanges”) within the meaning of Article 41(1) of the Law of 20th December, 2002 on undertakings for collective investment (as amended). Investments in securities listed on exchanges which are not Recognised Exchanges shall be treated as investments in non-listed securities (subject to Appendix A of the Prospectus – Investment Powers and Restrictions) until such time as such exchanges are deemed to be Recognised Exchanges. **Investors should refer to “Risk factors” below for special risk considerations applicable to emerging markets.**

Risk factors

If you are in any doubt about the risk factors relevant to an investment, you should consult your stockbroker, bank manager, solicitor, accountant or other financial adviser.

- Equity securities are generally considered higher risk investments, and the returns may be volatile.
- Emerging country securities involve greater risk than those associated with developed countries including greater currency risk, economic and political risk, settlement risk, price volatility and may have debt unrated by internationally recognized credit rating organisations.

PERFORMANCE



	2010	2009	2008
Emerging Europe, Middle East & Africa Equity A	32.12	54.79	-59.85
Emerging Europe, Middle East & Africa Equity B	30.85	53.27	-60.15
Emerging Europe, Middle East & Africa Equity I	32.92	55.72	-59.63

The graph above shows past performance in Euro. Past performance is not necessarily a guide to the future performance results. Calculations are NAV to NAV and net of fees. Performance is shown for the last three full calendar years.

Profile of the typical investor

In light of the Emerging Europe, Middle East and Africa Equity Fund’s investment objective it may be appropriate for investors who:

- Seek to invest in equity securities.
- Seek capital appreciation over the long term.
- Seek income whether in the form of capital appreciation or distributions, as outlined in “Treatment of income”.
- Accept the risks associated with this type of investment, as set out in the “Risk factors” above.

Appendix

To the Simplified Prospectus of Morgan Stanley Investment Funds

Commissions and expenses

Fees charged to the investor

Class:	Subscription Sales Charges:	Redemption: Contingent Deferred Sales Charge ("CDSC"):	Conversion Charges:
S/SD/SO/ SOX/SX	None	None	None
Z/ZD/ZH/ZHX/ ZO/ZOX/ZX	Up to 1.00%	None	None
I/ID/IH/IHX/IO/ IOX/IX	Up to 3.00%	None	None
A/AD/ADX/AH/ AHX/AO/AOX/ AX	Up to 5.75%	None	None
B/BD/BDX/BH/ BHX/BO/BOX/ BX	None	Time Period Since Subscription: 0-365 Days 4.00% 1-2 Years 3.00% 2-3 Years 2.00% 3-4 Years 1.00% 4 Years and thereafter None	CDSC: None
C/CD/CH/CHX/ CO/COX/CX	None	Time Period Since Subscription: 0-365 Days 1.00% and thereafter None	CDSC: None
N/ND/NH/NHX/ NO/NOX/NX	None	None	None

Please refer to the current Application Form for availability of share classes in your jurisdiction.

A CDSC may be assessed on an amount equal to the lesser of the initial purchase price of the Class B, BD, BDX, BH, BHX, BO, BOX, BX, C, CD, CH, CHX, CO, COX or CX Shares being redeemed or the current Net Asset Value of the Class B, BD, BDX, BH, BHX, BO, BOX, BX, C, CD, CH, CHX, CO, COX or CX Shares. Accordingly no CDSC will be imposed on increases in Net Asset Value above the initial purchase price. The amount of such fee depends upon the length of time for which the Class B, BD, BDX, BH, BHX, BO, BOX, BX, C, CD, CH, CHX, CO, COX or CX Shares have been held.

Fund's operating expenses charged directly to the Emerging Europe, Middle East and Africa Equity Fund and reflected in the Net Asset Value:

	Classes A/AD/ADX/AH/AHX/AO/AOX/AX	Classes B/BD/BDX/BH/BHX/BO/BOX/BX	Classes C/CD/CH/CHX/CO/COX/CX	Classes I/ID/IH/IHX/IO/IOX/IX	Classes N/ND/NH/NHX/NO/NOX/NX	Classes S/SD/SO/SOX/SX	Classes Z/ZD/ZH/ZHX/ZO/ZOX/ZX
Investment Advisory Fee:	1.60%	1.60%	2.40%	1.10%	None	–	1.10%
Distribution Fee:	None	1.00%	None	None	None	None	None
Shareholder Service Fee:	0.15%	0.15%	0.15%	0.08%	None	0.05%	0.08%

Where the Distributor and its affiliates invest on behalf of clients, or their clients invest directly into Class N, ND, NH, NHX, NO, NOX and NX and Shares, such clients may pay to the Distributor or its affiliates, a base management fee, a performance fee or a mixture of both a base management fee and a performance fee.

The Investment Advisory Fee, Distribution Fee and Shareholder Service Fee are all calculated based on the average daily net assets before deduction of any fees.

The Fund is subject to other fees and expenses which include, but are not limited to, custody, administration and transfer agency fees, legal and audit fees, printing expenses, costs of publication of the Net Asset Value (whether for regulatory purposes or otherwise) and other fees and expenses permitted to be paid out of the assets of the Company, as set out in the Prospectus and the Company's Articles of Incorporation.

Additional important information

The Emerging Europe, Middle East and Africa Equity Fund is established for an unlimited period of time.

Legal structure:	Sub-fund of Morgan Stanley Investment Funds
Launch date:	October 2000
Total Net Assets:	EUR 468.5 million (as of 31st December 2010)
Reference currency:	Euro (EUR)

Appendix

To the Simplified Prospectus of Morgan Stanley Investment Funds

RELATING TO MORGAN STANLEY INVESTMENT FUNDS EMERGING MARKETS EQUITY FUND

(the “Emerging Markets Equity Fund” or the “Fund”)

The information contained in this Appendix should be read in conjunction with the full text of the Simplified Prospectus

Investment objective and policy

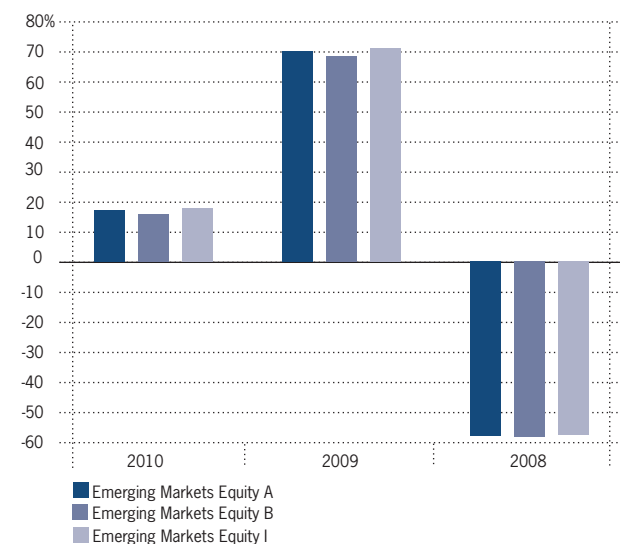
The Emerging Markets Equity Fund’s investment objective is to seek to maximise total return, measured in US Dollars, through investment primarily in emerging country equity securities. The Fund will invest in those emerging market countries in which the Company believes that economies are developing strongly and in which the markets are becoming more sophisticated. Such countries include Argentina, Botswana, Brazil, Chile, China, Colombia, Greece, Hungary, India, Indonesia, Jamaica, Jordan, Kenya, Malaysia, Mexico, Nigeria, Pakistan, the Philippines, Poland, Portugal, the Russian Federation, South Africa, South Korea, Sri Lanka, Taiwan, Thailand, Turkey, Venezuela and Zimbabwe, provided that the markets of these countries are considered to be recognised exchanges (“Recognised Exchanges”) within the meaning of Article 41(1) of the Law of 20th December, 2002 on undertakings for collective investment (as amended). As markets in other countries develop, the Fund expects to expand and further diversify the emerging markets in which it invests. Investments in securities listed on exchanges which are not Recognised Exchanges shall be treated as investments in non-listed securities (see Appendix A of the Prospectus – Investment Powers and Restrictions) until such time as such exchanges are deemed to be Recognised Exchanges. The Fund may invest in the securities of companies organised and located in countries other than an emerging market where the value of the company’s securities will reflect principally conditions in an emerging country, or where the principal securities trading market for which is in an emerging country, or where 50% of the company’s revenue alone or on a consolidated basis is derived from either goods produced, sales made or services performed in emerging countries. The Fund may invest in debt securities convertible into common shares, preference shares and other equity linked instruments. To the extent the Fund’s assets are not invested in emerging market equity or equity linked investments, the remainder of the assets may be invested in debt securities. For temporary defensive purposes, during periods in which the Company believes changes in economic, financial or political conditions make it advisable, the Fund may reduce its holdings in emerging country equity securities to below 50% of the Fund’s assets and invest in other equity securities or in debt securities. **Investors should refer to “Risk factors” below for special risk considerations applicable to emerging markets.**

Risk factors

If you are in any doubt about the risk factors relevant to an investment, you should consult your stockbroker, bank manager, solicitor, accountant or other financial adviser.

- Equity securities are generally considered higher risk investments, and the returns may be volatile.
- Emerging country securities involve greater risk than those associated with developed countries including greater currency risk, economic and political risk, settlement risk, price volatility and may have debt unrated by internationally recognized credit rating organisations.

PERFORMANCE



	2010	2009	2008
Emerging Markets Equity A	17.12	69.97	-58.01
Emerging Markets Equity B	15.93	68.35	-58.39
Emerging Markets Equity I	17.84	70.95	-57.76

The graph above shows past performance in US Dollar. Past performance is not necessarily a guide to the future performance results. Calculations are NAV to NAV and net of fees. Performance is shown for the last three full calendar years.

Profile of the typical investor

In light of the Emerging Markets Equity Fund’s investment objective it may be appropriate for investors who:

- Seek to invest in equity securities.
- Seek capital appreciation over the long term.
- Seek income whether in the form of capital appreciation or distributions, as outlined in “Treatment of income”.
- Accept the risks associated with this type of investment, as set out in the “Risk factors” above.

Appendix

To the Simplified Prospectus of Morgan Stanley Investment Funds

Commissions and expenses

Fees charged to the investor

Class:	Subscription Sales Charges:	Redemption: Contingent Deferred Sales Charge ("CDSC"):	Conversion Charges:
S/SD/SO/ SOX/SX	None	None	None
Z/ZD/ZH/ZHX/ ZO/ZOX/ZX	Up to 1.00%	None	None
I/ID/IH/IHX/IO/ IOX/IX	Up to 3.00%	None	None
A/AD/ADX/AH/ AHX/AO/AOX/ AX	Up to 5.75%	None	None
B/BD/BDX/BH/ BHX/BO/BOX/ BX	None	Time Period Since Subscription: 0-365 Days 4.00% 1-2 Years 3.00% 2-3 Years 2.00% 3-4 Years 1.00% 4 Years and thereafter None	CDSC: None
C/CD/CH/CHX/ CO/COX/CX	None	Time Period Since Subscription: 0-365 Days and thereafter 1.00% None	CDSC: None
N/ND/NH/NHX/ NO/NOX/NX	None	None	None

Please refer to the current Application Form for availability of share classes in your jurisdiction.

A CDSC may be assessed on an amount equal to the lesser of the initial purchase price of the Class B, BD, BDX, BH, BHX, BO, BOX, BX, C, CD, CH, CHX, CO, COX or CX Shares being redeemed or the current Net Asset Value of the Class B, BD, BDX, BH, BHX, BO, BOX, BX, C, CD, CH, CHX, CO, COX or CX Shares. Accordingly no CDSC will be imposed on increases in Net Asset Value above the initial purchase price. The amount of such fee depends upon the length of time for which the Class B, BD, BDX, BH, BHX, BO, BOX, BX, C, CD, CH, CHX, CO, COX or CX Shares have been held.

Fund's operating expenses charged directly to the Emerging Markets Equity Fund and reflected in the Net Asset Value:

	Classes A/AD/ADX/AH/AHX/AO/AOX/AX	Classes B/BD/BDX/BH/BHX/BO/BOX/BX	Classes C/CD/CH/CHX/CO/COX/CX	Classes I/ID/IH/IHX/IO/IOX/IX	Classes N/ND/NH/NHX/NO/NOX/NX	Classes S/SD/SO/SOX/SX	Classes Z/ZD/ZH/ZHX/ZO/ZOX/ZX
Investment Advisory Fee:	1.60%	1.60%	2.40%	1.10%	None	-	1.10%
Distribution Fee:	None	1.00%	None	None	None	None	None
Shareholder Service Fee:	0.15%	0.15%	0.15%	0.08%	None	0.05%	0.08%

Where the Distributor and its affiliates invest on behalf of clients, or their clients invest directly into Class N, ND, NH, NHX, NO, NOX and NX Shares, such clients may pay to the Distributor or its affiliates, a base management fee, a performance fee or a mixture of both a base management fee and a performance fee.

The Investment Advisory Fee, Distribution Fee and Shareholder Service Fee are all calculated based on the average daily net assets before deduction of any fees.

The Fund is subject to other fees and expenses which include, but are not limited to, custody, administration and transfer agency fees, legal and audit fees, printing expenses, costs of publication of the Net Asset Value (whether for regulatory purposes or otherwise) and other fees and expenses permitted to be paid out of the assets of the Company, as set out in the Prospectus and the Company's Articles of Incorporation.

Additional important information

The Emerging Markets Equity Fund is established for an unlimited period of time.

Legal structure:	Sub-fund of Morgan Stanley Investment Funds
Launch date:	July 1993
Total Net Assets:	USD 1,096.0 million (as of 31st December 2010)
Reference currency:	US Dollar (USD)

Appendix

To the Simplified Prospectus of Morgan Stanley Investment Funds

RELATING TO MORGAN STANLEY INVESTMENT FUNDS EUROPEAN EQUITY ALPHA FUND

(the “European Equity Alpha Fund” or the “Fund”)

The information contained in this Appendix should be read in conjunction with the full text of the Simplified Prospectus

Investment objective and policy

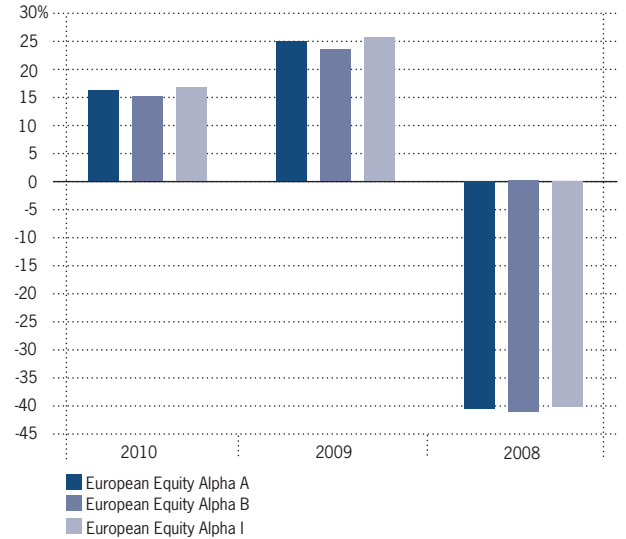
The European Equity Alpha Fund’s investment objective is to seek long term capital growth measured in Euro, through investment primarily in a concentrated portfolio of equity securities of companies listed on European stock exchanges. Investments will be sought in equity securities that the Company believes to have the highest potential for long term capital appreciation based primarily on fundamental market factors and stock specific research. Such companies will include companies whose securities are traded over the counter in the form of American Depositary Receipts (ADRs) or European Depositary Receipts (EDRs) (subject to Appendix A of the Prospectus – Investment Powers and Restrictions). The Fund may also invest, on an ancillary basis, in debt securities convertible into common shares, preference shares, warrants and other equity linked instruments.

Risk factors

If you are in any doubt about the risk factors relevant to an investment, you should consult your stockbroker, bank manager, solicitor, accountant or other financial adviser.

- Equity securities are generally considered higher risk investments, and the returns may be volatile.

PERFORMANCE



	2010	2009	2008
European Equity Alpha A	16.17	24.83	-40.61
European Equity Alpha B	15.00	23.53	-41.19
European Equity Alpha I	16.71	25.51	-40.26

The graph above shows past performance in Euro. Past performance is not necessarily a guide to the future performance results. Calculations are NAV to NAV and net of fees. Performance is shown for the last three full calendar years.

Profile of the typical investor

In light of the European Equity Alpha Fund’s investment objective it may be appropriate for investors who:

- Seek to invest in equity securities.
- Seek capital appreciation over the long term.
- Seek income whether in the form of capital appreciation or distributions, as outlined in “Treatment of income”.
- Accept the risks associated with this type of investment, as set out in “Risk factors” above.

Appendix

To the Simplified Prospectus of Morgan Stanley Investment Funds

Commissions and expenses

Fees charged to the investor

Class:	Subscription Sales Charges:	Redemption: Contingent Deferred Sales Charge ("CDSC"):	Conversion Charges:
S/SD/SO/ SOX/SX	None	None	None
Z/ZD/ZH/ZHX/ ZO/ZOX/ZX	Up to 1.00%	None	None
I/ID/IH/IHX/IO/ IOX/IX	Up to 3.00%	None	None
A/AD/ADX/AH/ AHX/AO/AOX/ AX	Up to 5.75%	None	None
B/BD/BDX/BH/ BHX/BO/BOX/ BX	None	Time Period Since Subscription: 0-365 Days 4.00% 1-2 Years 3.00% 2-3 Years 2.00% 3-4 Years 1.00% 4 Years and thereafter None	CDSC: None
C/CD/CH/CHX/ CO/COX/CX	None	Time Period Since Subscription: 0-365 Days 1.00% and thereafter None	CDSC: None
N/ND/NH/NHX/ NO/NOX/NX	None	None	None

Please refer to the current Application Form for availability of share classes in your jurisdiction.

A CDSC may be assessed on an amount equal to the lesser of the initial purchase price of the Class B, BD, BDX, BH, BHX, BO, BOX, BX, C, CD, CH, CHX, CO, COX or CX Shares being redeemed or the current Net Asset Value of the Class B, BD, BDX, BH, BHX, BO, BOX, BX, C, CD, CH, CHX, CO, COX or CX Shares. Accordingly no CDSC will be imposed on increases in Net Asset Value above the initial purchase price. The amount of such fee depends upon the length of time for which the Class B, BD, BDX, BH, BHX, BO, BOX, BX, C, CD, CH, CHX, CO, COX or CX Shares have been held.

Fund's operating expenses charged directly to the European Equity Alpha Fund and reflected in the Net Asset Value:

	Classes A/AD/ADX/AH/AHX/AO/AOX/AX	Classes B/BD/BDX/BH/BHX/BO/BOX/BX	Classes C/CD/CH/CHX/CO/COX/CX	Classes I/ID/IH/IHX/IO/IOX/IX	Classes N/ND/NH/NHX/NO/NOX/NX	Classes S/SD/SO/SOX/SX	Classes Z/ZD/ZH/ZHX/ZO/ZOX/ZX
Investment Advisory Fee:	1.20%	1.20%	1.90%	0.70%	None	–	0.70%
Distribution Fee:	None	1.00%	None	None	None	None	None
Shareholder Service Fee:	0.15%	0.15%	0.15%	0.08%	None	0.05%	0.08%

Where the Distributor and its affiliates invest on behalf of clients, or their clients invest directly into Class N, ND, NH, NHX, NO, NOX and NX Shares, such clients may pay to the Distributor or its affiliates, a base management fee, a performance fee or a mixture of both a base management fee and a performance fee.

The Investment Advisory Fee, Distribution Fee and Shareholder Service Fee are all calculated based on the average daily net assets before deduction of any fees.

The Fund is subject to other fees and expenses which include, but are not limited to, custody, administration and transfer agency fees, legal and audit fees, printing expenses, costs of publication of the Net Asset Value (whether for regulatory purposes or otherwise) and other fees and expenses permitted to be paid out of the assets of the Company, as set out in the Prospectus and the Company's Articles of Incorporation.

Additional important information

The European Equity Alpha Fund is established for an unlimited period of time.

Legal structure:	Sub-fund of Morgan Stanley Investment Funds
Launch date:	March 1991
Total Net Assets:	EUR 339.4 million (as of 31st December 2010)
Reference currency:	Euro (EUR)

Appendix

To the Simplified Prospectus of Morgan Stanley Investment Funds

RELATING TO MORGAN STANLEY INVESTMENT FUNDS EUROPEAN PROPERTY FUND

(the “European Property Fund” or the “Fund”)

The information contained in this Appendix should be read in conjunction with the full text of the Simplified Prospectus

Investment objective and policy

The European Property Fund’s investment objective is to seek long term capital appreciation, measured in Euro, through investment in the equity securities of companies in the European real estate industry. Companies in the real estate industry may include property development companies, companies principally engaged in the development and/or ownership of income-producing property and collective investment vehicles with exposure to property such as publicly quoted property unit trusts Real Estate Investment Trusts and undertakings for collective investment. By investing in collective investment vehicles indirectly through the Fund, the investor will bear not only his proportionate share of the management fee of the Fund, but also indirectly, the management expenses of the underlying collective investment vehicles. The Fund may also invest, on an ancillary basis, in preference shares, debt securities convertible into common shares and other equity linked instruments. **Investors should refer to “Risk factors” below for special risk considerations applicable to investing in companies principally engaged in the real estate industry.**

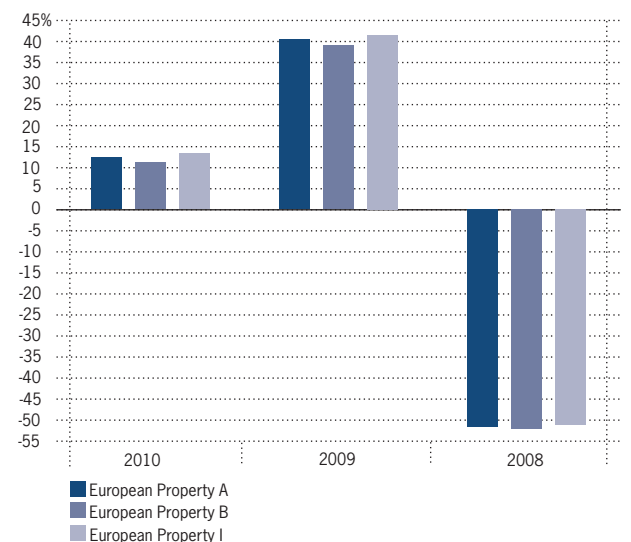
Risk factors

If you are in any doubt about the risk factors relevant to an investment, you should consult your stockbroker, bank manager, solicitor, accountant or other financial adviser.

- There are special risk considerations associated with investing in the securities of companies principally engaged in the real estate industry. These risks include: the cyclical nature of real estate values, risks related to general and local economic conditions, overbuilding and increased competition, increases in property taxes and operating expenses, demographic trends and variations in rental income, changes in zoning laws, casualty or condemnation losses, environmental risks, regulatory limitations on rents, changes in neighbourhood values, related party risks, changes in the appeal of properties to tenants, increases in interest rates and other real estate capital market influences. Generally, increases in interest rates will increase the costs of obtaining financing, which could directly and indirectly decrease the value of the European Property Fund’s investments.
- Equity securities are generally considered higher risk investments, and the returns may be volatile.
- Emerging country securities involve greater risk than those associated with developed countries including greater currency risk, economic and political risk, settlement risk, price volatility and may have debt unrated by internationally recognized credit rating organisations.

- Property funds invest in a specific industry, and therefore involve greater risk than customarily associated with a more diversified portfolio.

PERFORMANCE



	2010	2009	2008
European Property A	12.25	40.37	-51.60
European Property B	11.12	38.92	-52.09
European Property I	13.15	41.41	-51.26

The graph above shows past performance in Euro. Past performance is not necessarily a guide to the future performance results. Calculations are NAV to NAV and net of fees. Performance is shown for the last three full calendar years.

Profile of the typical investor

In light of the European Property Fund’s investment objective it may be appropriate for investors who:

- Seek to invest in equity securities.
- Seek capital appreciation over the long term.
- Seek income whether in the form of capital appreciation or distributions, as outlined in “Treatment of income”.
- Accept the risks associated with this type of investment, as set out in “Risk factors” above.

Appendix

To the Simplified Prospectus of Morgan Stanley Investment Funds

Commissions and expenses

Fees charged to the investor

Class:	Subscription Sales Charges:	Redemption: Contingent Deferred Sales Charge ("CDSC"):	Conversion Charges:
S/SD/SO/ SOX/SX	None	None	None
Z/ZD/ZH/ZHX/ ZO/ZOX/ZX	Up to 1.00%	None	None
I/ID/IH/IHX/IO/ IOX/IX	Up to 3.00%	None	None
A/AD/ADX/AH/ AHX/AO/AOX/ AX	Up to 5.75%	None	None
B/BD/BDX/BH/ BHX/BO/BOX/ BX	None	Time Period Since Subscription: 0-365 Days 4.00% 1-2 Years 3.00% 2-3 Years 2.00% 3-4 Years 1.00% 4 Years and thereafter None	CDSC: None
C/CD/CH/CHX/ CO/COX/CX	None	Time Period Since Subscription: 0-365 Days 1.00% and thereafter None	CDSC: None
N/ND/NH/NHX/ NO/NOX/NX	None	None	None

Please refer to the current Application Form for availability of share classes in your jurisdiction.

A CDSC may be assessed on an amount equal to the lesser of the initial purchase price of the Class B, BD, BDX, BH, BHX, BO, BOX, BX, C, CD, CH, CHX, CO, COX or CX Shares being redeemed or the current Net Asset Value of the Class B, BD, BDX, BH, BHX, BO, BOX, BX, C, CD, CH, CHX, CO, COX or CX Shares. Accordingly no CDSC will be imposed on increases in Net Asset Value above the initial purchase price. The amount of such fee depends upon the length of time for which the Class B, BD, BDX, BH, BHX, BO, BOX, BX, C, CD, CH, CHX, CO, COX or CX Shares have been held.

Fund's operating expenses charged directly to the European Property Fund and reflected in the Net Asset Value:

	Classes A/AD/ADX/AH/AHX/AO/AOX/AX	Classes B/BD/BDX/BH/BHX/BO/BOX/BX	Classes C/CD/CH/CHX/CO/COX/CX	Classes I/ID/IH/IHX/IO/IOX/IX	Classes N/ND/NH/NHX/NO/NOX/NX	Classes S/SD/SO/SOX/SX	Classes Z/ZD/ZH/ZHX/ZO/ZOX/ZX
Investment Advisory Fee:	1.40%	1.40%	2.20%	0.75%	None	–	0.75%
Distribution Fee:	None	1.00%	None	None	None	None	None
Shareholder Service Fee:	0.15%	0.15%	0.15%	0.08%	None	0.05%	0.08%

Where the Distributor and its affiliates invest on behalf of clients, or their clients invest directly into Class N, ND, NH, NHX, NO, NOX and NX Shares, such clients may pay to the Distributor or its affiliates, a base management fee, a performance fee or a mixture of both a base management fee and a performance fee.

The Investment Advisory Fee, Distribution Fee and Shareholder Service Fee are all calculated based on the average daily net assets before deduction of any fees.

The Fund is subject to other fees and expenses which include, but are not limited to, custody, administration and transfer agency fees, legal and audit fees, printing expenses, costs of publication of the Net Asset Value (whether for regulatory purposes or otherwise) and other fees and expenses permitted to be paid out of the assets of the Company, as set out in the Prospectus and the Company's Articles of Incorporation.

Additional important information

The European Property Fund is established for an unlimited period of time.

Legal structure:	Sub-fund of Morgan Stanley Investment Funds
Launch date:	September 1997
Total Net Assets:	EUR 213.9 million (as of 31st December 2010)
Reference currency:	Euro (EUR)

Appendix

To the Simplified Prospectus of Morgan Stanley Investment Funds

RELATING TO MORGAN STANLEY INVESTMENT FUNDS EUROPEAN SMALL CAP VALUE FUND

(the “European Small Cap Value Fund” or the “Fund”)

The information contained in this Appendix should be read in conjunction with the full text of the Simplified Prospectus

Investment objective and policy

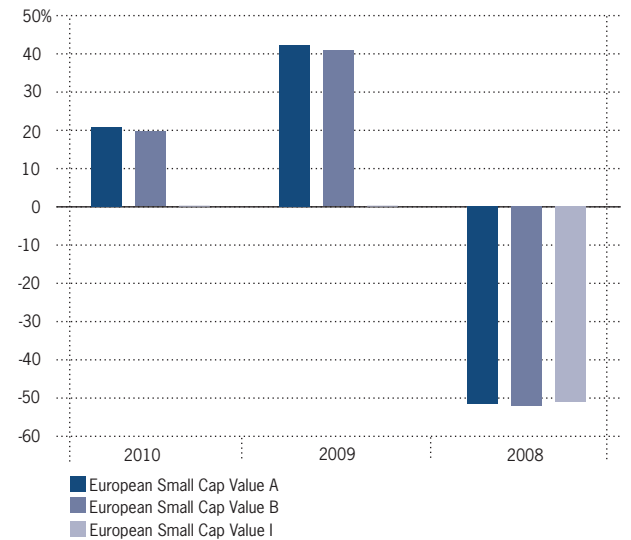
The European Small Cap Value Fund’s investment objective is to provide an attractive rate of return, measured in Euro, by investing primarily in the common stocks of small sized European corporations with a market capitalisation of up to US\$5 billion (or equivalent) that the Company believes to be undervalued relative to the stock market in general at the time of purchase. Investments in the securities of small capitalisation corporations involve greater risk and the markets for such securities may be more volatile and less liquid. The Fund intends to invest primarily in securities listed on stock exchanges or other Regulated Markets; as such it may also purchase or sell such securities in over-the-counter markets. The Fund may invest, on an ancillary basis, in the stocks of European Corporations with a market capitalisation over US\$5 billion, in debt securities convertible into common shares, preference shares and other equity linked instruments.

Risk factors

If you are in any doubt about the risk factors relevant to an investment, you should consult your stockbroker, bank manager, solicitor, accountant or other financial adviser.

- Equity securities are generally considered higher risk investments, and the returns may be volatile.
- Investments in small and medium sized companies involve greater risks than those customarily associated with larger companies.

PERFORMANCE



	2010	2009	2008
European Small Cap Value A	20.68	42.12	-51.54
European Small Cap Value B	19.46	40.76	-52.04
European Small Cap Value I	N/A	N/A	-51.19

The graph above shows past performance in Euro. Past performance is not necessarily a guide to the future performance results. Calculations are NAV to NAV and net of fees. Performance is shown for the last three full calendar years.

Profile of the typical investor

In light of the European Small Cap Value Fund’s investment objective it may be appropriate for investors who:

- Seek to invest in equity securities.
- Seek capital appreciation over the long term.
- Seek income whether in the form of capital appreciation or distributions, as outlined in “Treatment of income”.
- Accept the risks associated with this type of investment, as set out in “Risk factors” above.

Appendix

To the Simplified Prospectus of Morgan Stanley Investment Funds

Commissions and expenses

Fees charged to the investor

Class:	Subscription Sales Charges:	Redemption: Contingent Deferred Sales Charge ("CDSC"):	Conversion Charges:
S/SD/SO/ SOX/SX	None	None	None
Z/ZD/ZH/ZHX/ ZO/ZOX/ZX	Up to 1.00%	None	None
I/ID/IH/IHX/IO/ IOX/IX	Up to 3.00%	None	None
A/AD/ADX/AH/ AHX/AO/AOX/ AX	Up to 5.75%	None	None
B/BD/BDX/BH/ BHX/BO/BOX/ BX	None	Time Period Since Subscription: 0-365 Days 4.00% 1-2 Years 3.00% 2-3 Years 2.00% 3-4 Years 1.00% 4 Years and thereafter None	CDSC: None
C/CD/CH/CHX/ CO/COX/CX	None	Time Period Since Subscription: 0-365 Days 1.00% and thereafter None	CDSC: None
N/ND/NH/NHX/ NO/NOX/NX	None	None	None

Please refer to the current Application Form for availability of share classes in your jurisdiction.

A CDSC may be assessed on an amount equal to the lesser of the initial purchase price of the Class B, BD, BDX, BH, BHX, BO, BOX, BX, C, CD, CH, CHX, CO, COX or CX Shares being redeemed or the current Net Asset Value of the Class B, BD, BDX, BH, BHX, BO, BOX, BX, C, CD, CH, CHX, CO, COX or CX Shares. Accordingly no CDSC will be imposed on increases in Net Asset Value above the initial purchase price. The amount of such fee depends upon the length of time for which the Class B, BD, BDX, BH, BHX, BO, BOX, BX, C, CD, CH, CHX, CO, COX or CX Shares have been held.

Fund's operating expenses charged directly to the European Small Cap Value Fund and reflected in the Net Asset Value:

	Classes A/AD/ADX/AH/AHX/AO/AOX/AX	Classes B/BD/BDX/BH/BHX/BO/BOX/BX	Classes C/CD/CH/CHX/CO/COX/CX	Classes I/ID/IH/IHX/IO/IOX/IX	Classes N/ND/NH/NHX/NO/NOX/NX	Classes S/SD/SO/SOX/SX	Classes Z/ZD/ZH/ZHX/ZO/ZOX/ZX
Investment Advisory Fee:	1.60%	1.60%	2.40%	0.95%	None	–	0.95%
Distribution Fee:	None	1.00%	None	None	None	None	None
Shareholder Service Fee:	0.15%	0.15%	0.15%	0.08%	None	0.05%	0.08%

Where the Distributor and its affiliates invest on behalf of clients, or their clients invest directly into Class N, ND, NH, NHX, NO, NOX and NX Shares, such clients may pay to the Distributor or its affiliates, a base management fee, a performance fee or a mixture of both a base management fee and a performance fee.

The Investment Advisory Fee, Distribution Fee and Shareholder Service Fee are all calculated based on the average daily net assets before deduction of any fees.

The Fund is subject to other fees and expenses which include, but are not limited to, custody, administration and transfer agency fees, legal and audit fees, printing expenses, costs of publication of the Net Asset Value (whether for regulatory purposes or otherwise) and other fees and expenses permitted to be paid out of the assets of the Company, as set out in the Prospectus and the Company's Articles of Incorporation.

Additional important information

The European Small Cap Value Fund is established for an unlimited period of time.

Legal structure:	Sub-fund of Morgan Stanley Investment Funds
Launch date:	November 2001
Total Net Assets:	EUR 16.9 million (as of 31st December 2010)
Reference currency:	Euro (EUR)

Appendix

To the Simplified Prospectus of Morgan Stanley Investment Funds

RELATING TO MORGAN STANLEY INVESTMENT FUNDS EUROZONE EQUITY ALPHA FUND

(the “Eurozone Equity Alpha Fund” or the “Fund”)

The information contained in this Appendix should be read in conjunction with the full text of the Simplified Prospectus

Investment objective and policy

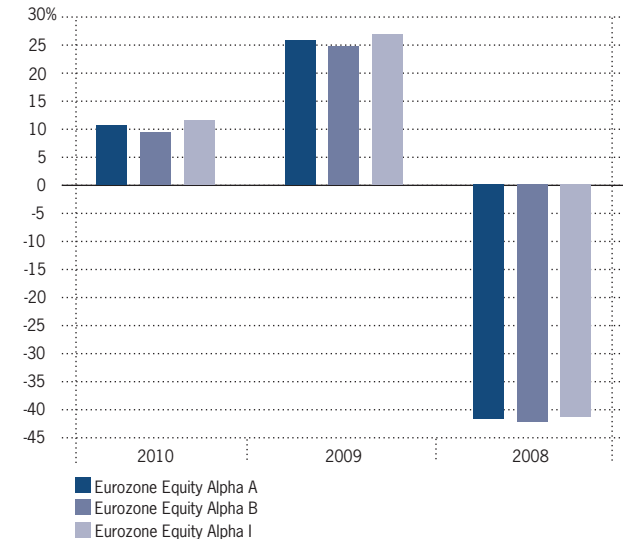
The Eurozone Equity Alpha Fund’s investment objective is to seek long term capital growth, measured in Euro, through investment primarily in a concentrated portfolio of equity securities of companies domiciled or exercising the predominant part of their economic activity in the Eurozone. Investments will be sought in equity securities that the Company believes to have the highest potential for long term capital appreciation based primarily on fundamental market factors and stock specific research. Such companies will include companies whose equity securities are traded on a stock exchange in the Eurozone or whose securities are traded over the counter in the form of American Depositary Receipts (ADRs) or European Depositary Receipts (EDRs) (subject to Appendix A of the Prospectus – Investment Powers and Restrictions). The Fund may also invest, on an ancillary basis, in debt securities convertible into common shares, preference shares, warrants and other equity linked instruments.

Risk factors

If you are in any doubt about the risk factors relevant to an investment, you should consult your stockbroker, bank manager, solicitor, accountant or other financial adviser.

- Equity securities are generally considered higher risk investments, and the returns may be volatile.
- The fund may invest in depositary receipts (ADRs and EDRs). These instruments represent shares in companies trading outside the markets on which the depositary receipts are traded. The depositary receipts are traded on Recognised Exchanges, but there may be other risks associated with the underlying shares of such instruments, such as political, inflationary, exchange rate or custody.

PERFORMANCE



	2010	2009	2008
Eurozone Equity Alpha A	10.55	25.84	-41.75
Eurozone Equity Alpha B	9.27	24.66	-42.33
Eurozone Equity Alpha I	11.52	26.89	-41.38

The graph above shows past performance in Euro. Past performance is not necessarily a guide to the future performance results. Calculations are NAV to NAV and net of fees. Performance is shown for the last three full calendar years.

Profile of the typical investor

In light of the Eurozone Equity Alpha Fund’s investment objective it may be appropriate for investors who:

- Seek to invest in equity securities.
- Seek capital appreciation over the long term.
- Seek income whether in the form of capital appreciation or distributions, as outlined in “Treatment of income”.
- Accept the risks associated with this type of investment, as set out in “Risk factors” above.

Appendix

To the Simplified Prospectus of Morgan Stanley Investment Funds

Commissions and expenses

Fees charged to the investor

Class:	Subscription Sales Charges:	Redemption: Contingent Deferred Sales Charge ("CDSC"):	Conversion Charges:
S/SD/SO/ SOX/SX	None	None	None
Z/ZD/ZH/ZHX/ ZO/ZOX/ZX	Up to 1.00%	None	None
I/ID/IH/IHX/IO/ IOX/IX	Up to 3.00%	None	None
A/AD/ADX/AH/ AHX/AO/AOX/ AX	Up to 5.75%	None	None
B/BD/BDX/BH/ BHX/BO/BOX/ BX	None	Time Period Since Subscription: 0-365 Days 4.00% 1-2 Years 3.00% 2-3 Years 2.00% 3-4 Years 1.00% 4 Years and thereafter None	CDSC: None
C/CD/CH/CHX/ CO/COX/CX	None	Time Period Since Subscription: 0-365 Days 1.00% and thereafter None	CDSC: None
N/ND/NH/NHX/ NO/NOX/NX	None	None	None

Please refer to the current Application Form for availability of share classes in your jurisdiction.

A CDSC may be assessed on an amount equal to the lesser of the initial purchase price of the Class B, BD, BDX, BH, BHX, BO, BOX, BX, C, CD, CH, CHX, CO, COX or CX Shares being redeemed or the current Net Asset Value of the Class B, BD, BDX, BH, BHX, BO, BOX, BX, C, CD, CH, CHX, CO, COX or CX Shares. Accordingly no CDSC will be imposed on increases in Net Asset Value above the initial purchase price. The amount of such fee depends upon the length of time for which the Class B, BD, BDX, BH, BHX, BO, BOX, BX, C, CD, CH, CHX, CO, COX or CX Shares have been held.

Fund's operating expenses charged directly to the Eurozone Equity Alpha Fund and reflected in the Net Asset Value:

	Classes A/AD/ADX/AH/AHX/AO/AOX/AX	Classes B/BD/BDX/BH/BHX/BO/BOX/BX	Classes C/CD/CH/CHX/CO/COX/CX	Classes I/ID/IH/IHX/IO/IOX/IX	Classes N/ND/NH/NHX/NO/NOX/NX	Classes S/SD/SO/SOX/SX	Classes Z/ZD/ZH/ZHX/ZO/ZOX/ZX
Investment Advisory Fee:	1.40%	1.40%	2.20%	0.75%	None	–	0.75%
Distribution Fee:	None	1.00%	None	None	None	None	None
Shareholder Service Fee:	0.15%	0.15%	0.15%	0.08%	None	0.05%	0.08%

Where the Distributor and its affiliates invest on behalf of clients, or their clients invest directly into Class N, ND, NH, NHX, NO, NOX and NX Shares, such clients may pay to the Distributor or its affiliates, a base management fee, a performance fee or a mixture of both a base management fee and a performance fee.

The Investment Advisory Fee, Distribution Fee and Shareholder Service Fee are all calculated based on the average daily net assets before deduction of any fees.

The Fund is subject to other fees and expenses which include, but are not limited to, custody, administration and transfer agency fees, legal and audit fees, printing expenses, costs of publication of the Net Asset Value (whether for regulatory purposes or otherwise) and other fees and expenses permitted to be paid out of the assets of the Company, as set out in the Prospectus and the Company's Articles of Incorporation.

Additional important information

The Eurozone Equity Alpha Fund is established for an unlimited period of time.

Legal structure:	Sub-fund of Morgan Stanley Investment Funds
Launch date:	3rd April 2000
Total Net Assets:	EUR 96.3 million (as of 31st December 2010)
Reference currency:	Euro (EUR)

Appendix

To the Simplified Prospectus of Morgan Stanley Investment Funds

RELATING TO MORGAN STANLEY INVESTMENT FUNDS GLOBAL BRANDS FUND

(the “Global Brands Fund” or the “Fund”)

The information contained in this Appendix should be read in conjunction with the full text of the Simplified Prospectus

Investment objective and policy

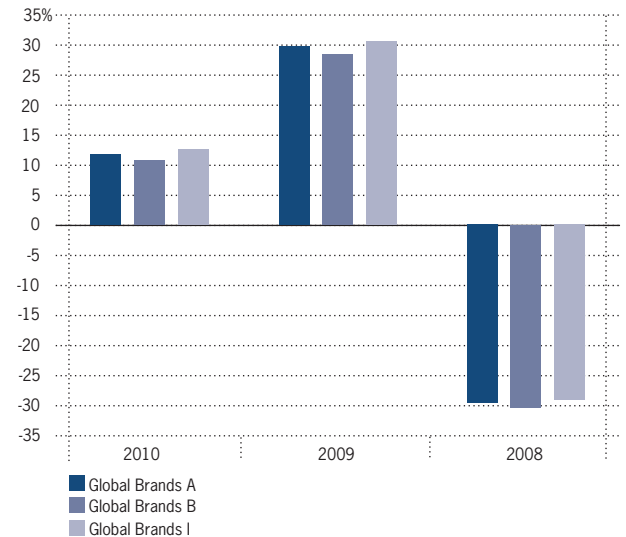
The Global Brands Fund’s investment objective is to seek an attractive long term rate of return, measured in US Dollars, through investment principally in equity securities of companies in the world’s developed countries. The Fund will invest in a concentrated portfolio of companies whose success the Company believes depends on intangible assets (for example but not limited to brand names, copyrights or methods of distribution) underpinning a strong business franchise. The Fund may also invest on an ancillary basis in preference shares, debt securities convertible into common shares or preference shares, warrants on securities and other equity linked securities.

Risk factors

If you are in any doubt about the risk factors relevant to an investment, you should consult your stockbroker, bank manager, solicitor, accountant or other financial adviser.

- Equity securities are generally considered higher risk investments, and the returns may be volatile.
- Funds that invest in a limited number of securities are less diversified, and therefore may carry greater risk.

PERFORMANCE



	2010	2009	2008
Global Brands A	11.76	29.65	-29.69
Global Brands B	10.67	28.35	-30.40
Global Brands I	12.59	30.58	-29.18

The graph above shows past performance in US Dollar. Past performance is not necessarily a guide to the future performance results. Calculations are NAV to NAV and net of fees. Performance is shown for the last three full calendar years.

Profile of the typical investor

In light of the Global Brands Fund’s investment objective it may be appropriate for investors who:

- Seek to invest in equity securities.
- Seek capital appreciation over the long term.
- Seek income whether in the form of capital appreciation or distributions, as outlined in “Treatment of income”.
- Accept the risks associated with this type of investment, as set out in “Risk factors” above.

Appendix

To the Simplified Prospectus of Morgan Stanley Investment Funds

Commissions and expenses

Fees charged to the investor

Class:	Subscription Sales Charges:	Redemption: Contingent Deferred Sales Charge ("CDSC"):	Conversion Charges:
S/SD/SO/ SOX/SX	None	None	None
Z/ZD/ZH/ZHX/ ZO/ZOX/ZX	Up to 1.00%	None	None
I/ID/IH/IHX/IO/ IOX/IX	Up to 3.00%	None	None
A/AD/ADX/AH/ AHX/AO/AOX/ AX	Up to 5.75%	None	None
B/BD/BDX/BH/ BHX/BO/BOX/ BX	None	Time Period Since Subscription: 0-365 Days 4.00% 1-2 Years 3.00% 2-3 Years 2.00% 3-4 Years 1.00% 4 Years and thereafter None	CDSC: None
C/CD/CH/CHX/ CO/COX/CX	None	Time Period Since Subscription: 0-365 Days 1.00% and thereafter None	CDSC: None
N/ND/NH/NHX/ NO/NOX/NX	None	None	None

Please refer to the current Application Form for availability of share classes in your jurisdiction.

A CDSC may be assessed on an amount equal to the lesser of the initial purchase price of the Class B, BD, BDX, BH, BHX, BO, BOX, BX, C, CD, CH, CHX, CO, COX or CX Shares being redeemed or the current Net Asset Value of the Class B, BD, BDX, BH, BHX, BO, BOX, BX, C, CD, CH, CHX, CO, COX or CX Shares. Accordingly no CDSC will be imposed on increases in Net Asset Value above the initial purchase price. The amount of such fee depends upon the length of time for which the Class B, BD, BDX, BH, BHX, BO, BOX, BX, C, CD, CH, CHX, CO, COX or CX Shares have been held.

Fund's operating expenses charged directly to the Global Brands Fund and reflected in the Net Asset Value:

	Classes A/AD/ ADX/AH/ AHX/AO/ AOX/AX	Classes B/BD/ BDX/BH/ BHX/BO/ BOX/BX	Classes C/CD/ CH/CHX/ CO/COX/ CX	Classes I/ID/ IH/IHX/ IO/IOX/ IX	Classes N/ND/ NH/NHX/ NO/NOX/ NX	Classes S/SD/ SO/SOX/ SX	Classes Z/ZD/ ZH/ZHX/ ZO/ZOX/ ZX
Investment Advisory Fee:	1.40%	1.40%	2.20%	0.75%	None	–	0.75%
Distribution Fee:	None	1.00%	None	None	None	None	None
Shareholder Service Fee:	0.15%	0.15%	0.15%	0.08%	None	0.05%	0.08%

Where the Distributor and its affiliates invest on behalf of clients, or their clients invest directly into Class N, ND, NH, NHX, NO, NOX and NX Shares, such clients may pay to the Distributor or its affiliates, a base management fee, a performance fee or a mixture of both a base management fee and a performance fee.

The Investment Advisory Fee, Distribution Fee and Shareholder Service Fee are all calculated based on the average daily net assets before deduction of any fees.

The Fund is subject to other fees and expenses which include, but are not limited to, custody, administration and transfer agency fees, legal and audit fees, printing expenses, costs of publication of the Net Asset Value (whether for regulatory purposes or otherwise) and other fees and expenses permitted to be paid out of the assets of the Company, as set out in the Prospectus and the Company's Articles of Incorporation.

Additional important information

The Global Brands Fund is established for an unlimited period of time.

Legal structure:	Sub-fund of Morgan Stanley Investment Funds
Launch date:	October 2000
Total Net Assets:	USD 2,453.4 million (as of 31st December 2010)
Reference currency:	US Dollar (USD)

Appendix

To the Simplified Prospectus of Morgan Stanley Investment Funds

RELATING TO MORGAN STANLEY INVESTMENT FUNDS GLOBAL EQUITY ALLOCATION FUND⁸

(the “Global Equity Allocation Fund” or the “Fund”)

The information contained in this Appendix should be read in conjunction with the full text of the Simplified Prospectus

Investment objective and policy

The Global Equity Allocation Fund’s investment objective is to seek long-term capital appreciation, in US Dollars, by investing primarily in equity securities issued by companies located throughout the world. The portfolio is constructed on the basis of the belief that the most important factors to global equity investing are choice of region, country and industry sector. The investment process will utilise a top-down approach that actively emphasizes region, country and industry sector selection and weightings more heavily than individual stock selection. The investment decisions are implemented through optimized stock baskets that are constructed to broadly track the local MSCI Indices. The portfolio is well diversified and has little stock specific risk.

Risk factors

If you are in any doubt about the risk factors relevant to an investment, you should consult your stockbroker, bank manager, solicitor, accountant or other financial adviser.

- Equity securities are generally considered higher risk investments, and the returns may be volatile.
- Emerging country securities involve greater risk than those associated with developed countries including greater currency risk, economic and political risk, settlement risk, price volatility and may have debt unrated by internationally recognized credit rating organisations.

PERFORMANCE

Not yet available.

Profile of the typical investor

In light of the Global Equity Allocation Fund’s investment objective it may be appropriate for investors who:

- Seek to invest in equity securities.
- Seek capital appreciation over the long term.
- Seek income whether in the form of capital appreciation or distributions, as outlined in “Dividend Policy”.
- Accept the risks associated with this type of investment, as set out in “Risk factors” above.

Commissions and expenses

Fees charged to the investor

Class:	Subscription Sales Charges:	Redemption: Contingent Deferred Sales Charge (“CDSC”):	Conversion Charges:
S/SD/SO/ SOX/SX	None	None	None
Z/ZD/ZH/ZHX/ ZO/ZOX/ZX	Up to 1.00%	None	None
I/ID/IH/IHX/IO/ IOX/IX	Up to 3.00%	None	None
A/AD/ADX/AH/ AHX/AO/AOX/ AX	Up to 5.75%	None	None
B/BD/BDX/BH/ BHX/BO/BOX/ BX	None	Time Period Since Subscription: 0-365 Days 4.00% 1-2 Years 3.00% 2-3 Years 2.00% 3-4 Years 1.00% 4 Years and thereafter None	CDSC: None
C/CD/CH/CHX/ CO/COX/CX	None	Time Period Since Subscription: 0-365 Days 1.00% and thereafter None	CDSC: None
N/ND/NH/NHX/ NO/NOX/NX	None	None	None

Please refer to the current Application Form for availability of share classes in your jurisdiction.

A CDSC may be assessed on an amount equal to the lesser of the initial purchase price of the Class B, BD, BDX, BH, BHX, BO, BOX, BX, C, CD, CH, CHX, CO, COX or CX Shares being redeemed or the current Net Asset Value of the Class B, BD, BDX, BH, BHX, BO, BOX, BX, C, CD, CH, CHX, CO, COX or CX Shares. Accordingly no CDSC will be imposed on increases in Net Asset Value above the initial purchase price. The amount of such fee depends upon the length of time for which the Class B, BD, BDX, BH, BHX, BO, BOX, BX, C, CD, CH, CHX, CO, COX or CX Shares have been held.

Fund’s operating expenses charged directly to the Global Equity Allocation Fund and reflected in the Net Asset Value:

	Classes A/AD/ADX/AH/AHX/AO/AOX/AOX/AX	Classes B/BD/BDX/BH/BHX/BO/BOX/BX	Classes C/CD/CH/CHX/CO/COX/CX	Classes I/ID/IH/IHX/IO/IOX/IX	Classes N/ND/NH/NHX/NO/NOX/NX	Classes S/SD/SO/SOX/SX	Classes Z/ZD/ZH/ZHX/ZO/ZOX/ZX
Investment Advisory Fee:	1.50%	1.50%	2.30%	0.85%	None	–	0.85%
Distribution Fee: Shareholder	None	1.00%	None	None	None	None	None
Service Fee:	0.15%	0.15%	0.15%	0.08%	None	0.05%	0.08%

⁸ The Global Equity Allocation Fund is not available for subscription at the date of this Prospectus. The Fund may be launched at the Directors’ discretion, at which time, confirmation of the launch of the Global Equity Allocation Fund will be made available at the registered office of the Company.

Appendix

To the Simplified Prospectus of Morgan Stanley Investment Funds

Where the Distributor and its affiliates invest on behalf of clients, or their clients invest directly into Class N, ND, NH, NHX, NO, NOX and NX Shares, such clients may pay to the Distributor or its affiliates, a base management fee, a performance fee or a mixture of both a base management fee and a performance fee.

The Investment Advisory Fee, Distribution Fee and Shareholder Service Fee are all calculated based on the average daily net assets before deduction of any fees.

The Fund is subject to other fees and expenses which include, but are not limited to, custody, administration and transfer agency fees, legal and audit fees, printing expenses, costs of publication of the Net Asset Value (whether for regulatory purposes or otherwise) and other fees and expenses permitted to be paid out of the assets of the Company, as set out in the Prospectus and the Company's Articles of Incorporation.

Additional important information

The Global Equity Allocation Fund is established for an unlimited period of time.

Legal structure:	Sub-fund of Morgan Stanley Investment Funds
Launch date:	Not yet launched
Total Net Assets:	N/A
Reference currency:	US Dollars (USD)

Appendix

To the Simplified Prospectus of Morgan Stanley Investment Funds

RELATING TO MORGAN STANLEY INVESTMENT FUNDS GLOBAL INFRASTRUCTURE FUND

(the “Global Infrastructure Fund” or the “Fund”)

The information contained in this Appendix should be read in conjunction with the full text of the Simplified Prospectus

Investment objective and policy

The Global Infrastructure Fund’s investment objective is to seek to provide long term capital appreciation, measured in US Dollars, by investing primarily in equity securities issued by companies located throughout the world that are engaged in the infrastructure business. Companies in the infrastructure business may be involved in, among other areas, the transmission and distribution of electric energy; the storage, transportation and distribution of natural resources, such as natural gas, used to produce energy; the building, operation and maintenance of highways, toll roads, tunnels, bridges and parking lots; the building, operation and maintenance of airports and ports, railroads and mass transit systems; telecommunications; water treatment and distribution; and other emerging infrastructure sectors.

Investors should refer to “Risk factors” below for special risk considerations applicable to investing in companies principally engaged in infrastructure industry.

Risk factors

If you are in any doubt about the risk factors relevant to an investment, you should consult your stockbroker, bank manager, solicitor, accountant or other financial adviser.

- There are special risk considerations associated with investing in the securities of companies principally engaged in the infrastructure industry. Infrastructure-related companies are subject to a variety of factors that may adversely affect their business or operations including high interest costs in connection with capital construction programs, costs associated with compliance with and changes in environmental and other regulations, difficulty in raising capital in adequate amounts on reasonable terms in periods of high inflation and unsettled capital markets, the effects of surplus capacity, increased competition from other providers of services in a developing deregulatory environment, uncertainties concerning the availability of fuel at reasonable prices, the effects of energy conservation policies and other factors.
- Equity securities are generally considered higher risk investments, and the returns may be volatile.
- Emerging country securities involve greater risk than those associated with developed countries including greater currency risk, economic and political risk, settlement risk, price volatility and may have debt unrated by internationally recognized credit rating organisations.

PERFORMANCE

Not yet available.

Profile of the typical investor

In light of the Global Infrastructure Fund’s investment objective it may be appropriate for investors who:

- Seek to invest in equity securities.
- Seek capital appreciation over the long term.
- Seek income whether in the form of capital appreciation or distributions, as outlined in “Treatment of income”.
- Accept the risks associated with this type of investment, as set out in “Risk factors” above.

Commissions and expenses

Fees charged to the investor

Class:	Subscription Sales Charges:	Redemption: Contingent Deferred Sales Charge (“CDSC”):	Conversion Charges:
S/SD/SO/ SOX/SX	None	None	None
Z/ZD/ZH/ZHX/ ZO/ZOX/ZX	Up to 1.00%	None	None
V/VD/VH/VHX/ VO/VOX/VX	Up to 3.00%	None	None
A/AD/ADX/AH/ AHX/AO/AOX/ AX	Up to 5.75%	None	None
B/BD/BDX/BH/ BHX/BO/BOX/ BX	None	Time Period Since Subscription: 0-365 Days 4.00% 1-2 Years 3.00% 2-3 Years 2.00% 3-4 Years 1.00% 4 Years and thereafter None	None
C/CD/CH/CHX/ CO/COX/CX	None	Time Period Since Subscription: 0-365 Days 1.00% and thereafter None	None
N/ND/NH/NHX/ NO/NOX/NX	None	None	None

Please refer to the current Application Form for availability of share classes in your jurisdiction.

A CDSC may be assessed on an amount equal to the lesser of the initial purchase price of the Class B, BD, BDX, BH, BHX, BO, BOX, BX, C, CD, CH, CHX, CO, COX or CX Shares being redeemed or the current Net Asset Value of the Class B, BD, BDX, BH, BHX, BO, BOX, BX, C, CD, CH, CHX, CO, COX or CX Shares. Accordingly no CDSC will be imposed on increases in Net Asset Value above the initial purchase price. The amount of such fee depends upon the length of time for which the Class B, BD, BDX,

Appendix

To the Simplified Prospectus of Morgan Stanley Investment Funds

BH, BHX, BO, BOX, BX, C, CD, CH, CHX, CO, COX or CX Shares have been held.

Fund's operating expenses charged directly to the Global Infrastructure Fund and reflected in the Net Asset Value:

	Classes A/AD/ ADX/AH/ AHX/AO/ AOX/AX	Classes B/BD/ BDX/BH/ BHX/BO/ BOX/BX	Classes C/CD/ CH/CHX/ CO/COX/ CX	Classes I/ID/ IH/IHX/ IO/IOX/ IX	Classes N/ND/ NH/NHX/ NO/NOX/ NX	Classes S/SD/ SO/SOX/ SX	Classes Z/ZD/ ZH/ZHX/ ZO/ZOX/ ZX
Investment Advisory Fee:	1.50%	1.50%	2.30%	0.85%	None	–	0.85%
Distribution Fee:	None	1.00%	None	None	None	None	None
Shareholder Service Fee:	0.15%	0.15%	0.15%	0.08%	None	0.05%	0.08%

Where the Distributor and its affiliates invest on behalf of clients, or their clients invest directly into Class N, ND, NH, NHX, NO, NOX and NX Shares, such clients may pay to the Distributor or its affiliates, a base management fee, a performance fee or a mixture of both a base management fee and a performance fee.

The Investment Advisory Fee, Distribution Fee and Shareholder Service Fee are all calculated based on the average daily net assets before deduction of any fees.

The Fund is subject to other fees and expenses which include, but are not limited to, custody, administration and transfer agency fees, legal and audit fees, printing expenses, costs of publication of the Net Asset Value (whether for regulatory purposes or otherwise) and other fees and expenses permitted to be paid out of the assets of the Company, as set out in the Prospectus and the Company's Articles of Incorporation.

Additional important information

The Global Infrastructure Fund is established for an unlimited period of time.

Legal structure:	Sub-fund of Morgan Stanley Investment Funds
Launch date:	14th June 2010
Total Net Assets:	USD 26.8 million (as of 31st December 2010)
Reference currency:	US Dollar (USD)

Appendix

To the Simplified Prospectus of Morgan Stanley Investment Funds

RELATING TO MORGAN STANLEY INVESTMENT FUNDS GLOBAL OPPORTUNITY FUND

(the “Global Opportunity Fund” or the “Fund”)

The information contained in this Appendix should be read in conjunction with the full text of the Simplified Prospectus

Investment objective and policy

The Global Opportunity Fund’s investment objective is to seek long term appreciation, measured in US Dollars. Under normal market conditions, the Fund’s investment objective will be pursued by investing primarily in growth-oriented equity securities on a global basis. The investment process will emphasize a bottom-up stock selection process, seeking attractive investments on an individual company basis. The selection of securities will be driven by a search for companies with the potential for strong free cash flow generation and that are believed to be undervalued at the time of purchase. Valuation is viewed in the context of prospects for sustainable earnings and cash flow growth. Fundamental research drives the investment process. Companies believed to have consistent or rising earnings growth records and compelling business strategies will typically be focused on. On an ongoing basis company developments, including business strategy and financial results are studied. A portfolio holding will generally be considered for divestment when it is determined that the holding no longer satisfies the Fund’s investment criteria. The Fund may also invest on an ancillary basis, in equities of companies not meeting the above requirements, debt securities convertible into common shares, preference shares, warrants on securities and other equity linked securities.

Risk factors

If you are in any doubt about the risk factors relevant to an investment, you should consult your stockbroker, bank manager, solicitor, accountant or other financial adviser.

- Equity securities are generally considered higher risk investments, and the returns may be volatile.
- Emerging country securities involve greater risk than those associated with developed countries including greater currency risk, economic and political risk, settlement risk, price volatility and may have debt unrated by internationally recognized credit rating organisations.

PERFORMANCE

Not yet available.

Profile of the typical investor

In light of the Global Opportunity Fund’s investment objective it may be appropriate for investors who:

- Seek to invest in equity securities.
- Seek capital appreciation over the long term.

- Seek income whether in the form of capital appreciation or distributions, as outlined in “Dividend Policy”.
- Accept the risks associated with this type of investment, as set out in “Risk factors” above.

Commissions and expenses

Fees charged to the investor

Class:	Subscription Sales Charges:	Redemption: Contingent Deferred Sales Charge (“CDSC”):	Conversion Charges:
S/SD/SO/ SOX/SX	None	None	None
Z/ZD/ZH/ZHX/ ZO/ZOX/ZX	Up to 1.00%	None	None
I/ID/IH/IHX/IO/ IOX/IX	Up to 3.00%	None	None
A/AD/ADX/AH/ AHX/AO/AOX/ AX	Up to 5.75%	None	None
B/BD/BDX/BH/ BHX/BO/BOX/ BX	None	Time Period Since Subscription: 0-365 Days 4.00% 1-2 Years 3.00% 2-3 Years 2.00% 3-4 Years 1.00% 4 Years and thereafter None	None
C/CD/CH/CHX/ CO/COX/CX	None	Time Period Since Subscription: 0-365 Days 1.00% and thereafter None	None
N/ND/NH/NHX/ NO/NOX/NX	None	None	None

Please refer to the current Application Form for availability of share classes in your jurisdiction.

A CDSC may be assessed on an amount equal to the lesser of the initial purchase price of the Class B, BD, BDX, BH, BHX, BO, BOX, BX, C, CD, CH, CHX, CO, COX or CX Shares being redeemed or the current Net Asset Value of the Class B, BD, BDX, BH, BHX, BO, BOX, BX, C, CD, CH, CHX, CO, COX or CX Shares. Accordingly no CDSC will be imposed on increases in Net Asset Value above the initial purchase price. The amount of such fee depends upon the length of time for which the Class B, BD, BDX, BH, BHX, BO, BOX, BX, C, CD, CH, CHX, CO, COX or CX Shares have been held.

Appendix

To the Simplified Prospectus of Morgan Stanley Investment Funds

Fund's operating expenses charged directly to the Global Opportunity Fund and reflected in the Net Asset Value:

	Classes A/AD/ ADX/AH/ AHX/AO/ AOX/AX	Classes B/BD/ BDX/BH/ BHX/BO/ BOX/BX	Classes C/CD/ CH/CHX/ CO/COX/ CX	Classes I/ID/ IH/IHX/ IO/IOX/ IX	Classes N/ND/ NH/NHX/ NO/NOX/ NX	Classes S/SD/ SO/SOX/ SX	Classes Z/ZD/ ZH/ZHX/ ZO/ZOX/ ZX
Investment							
Advisory Fee:	1.60%	1.60%	2.40%	0.90%	None	–	0.90%
Distribution Fee:	None	1.00%	None	None	None	None	None
Shareholder							
Service Fee:	0.15%	0.15%	0.15%	0.08%	None	0.05%	0.08%

Where the Distributor and its affiliates invest on behalf of clients, or their clients invest directly into Class N, ND, NH, NHX, NO, NOX and NX Shares, such clients may pay to the Distributor or its affiliates, a base management fee, a performance fee or a mixture of both a base management fee and a performance fee.

The Investment Advisory Fee, Distribution Fee and Shareholder Service Fee are all calculated based on the average daily net assets before deduction of any fees.

The Fund is subject to other fees and expenses which include, but are not limited to, custody, administration and transfer agency fees, legal and audit fees, printing expenses, costs of publication of the Net Asset Value (whether for regulatory purposes or otherwise) and other fees and expenses permitted to be paid out of the assets of the Company, as set out in the Prospectus and the Company's Articles of Incorporation.

Additional important information

The Global Opportunity Fund is established for an unlimited period of time.

Legal structure:	Sub-fund of Morgan Stanley Investment Funds
Launch date:	29th November 2010
Total Net Assets:	USD 1.0 million (as of 31st December 2010)
Reference currency:	US Dollars (USD)

Appendix

To the Simplified Prospectus of Morgan Stanley Investment Funds

RELATING TO MORGAN STANLEY INVESTMENT FUNDS GLOBAL PROPERTY FUND

(the “Global Property Fund” or the “Fund”)

The information contained in this Appendix should be read in conjunction with the full text of the Simplified Prospectus

Investment objective and policy

The Global Property Fund’s investment objective is to seek long term capital appreciation, measured in US Dollars, primarily through investment in the equity securities of companies in the real estate industry located throughout the world.

Companies in the real estate industry may include companies principally engaged in the development and/or ownership of income-producing property and collective investment vehicles with exposure to property such as publicly quoted property unit trusts, Real Estate Investment Trusts and undertakings for collective investment. By investing in collective investment vehicles indirectly through the Fund, the investor will bear not only his proportionate share of the management fee of the Fund, but also indirectly, the management expenses of the underlying collective investment vehicles. The Fund may also invest, on an ancillary basis, in preference shares, debt securities convertible into common shares and other equity linked instruments. **Investors should refer to “Risk factors” below for special risk considerations applicable to investing in companies principally engaged in the real estate industry.**

Risk factors

If you are in any doubt about the risk factors relevant to an investment, you should consult your stockbroker, bank manager, solicitor, accountant or other financial adviser.

- Equity securities are generally considered higher risk investments, and the returns may be volatile.
- Funds that invest in a limited number of securities are less diversified, and therefore may carry greater risk.

PERFORMANCE



	2010	2009	2008
Global Property A	15.88	44.14	-46.62
Global Property B	14.71	42.72	-47.20
Global Property I	16.72	45.23	-46.31

The graph above shows past performance in US Dollar. Past performance is not necessarily a guide to the future performance results. Calculations are NAV to NAV and net of fees. Performance is shown for the last three full calendar years.

Profile of the typical investor

In light of the Global Property Fund’s investment objective it may be appropriate for investors who:

- Seek to invest in equity securities.
- Seek capital appreciation over the long term.
- Seek income whether in the form of capital appreciation or distributions, as outlined in “Treatment of income”.
- Accept the risks associated with this type of investment, as set out in “Risk factors” above.

Appendix

To the Simplified Prospectus of Morgan Stanley Investment Funds

Commissions and expenses

Fees charged to the investor

Class:	Subscription Sales Charges:	Redemption: Contingent Deferred Sales Charge ("CDSC"):	Conversion Charges:
S/SD/SO/ SOX/SX	None	None	None
Z/ZD/ZH/ZHX/ ZO/ZOX/ZX	Up to 1.00%	None	None
I/ID/IH/IHX/IO/ IOX/IX	Up to 3.00%	None	None
A/AD/ADX/AH/ AHX/AO/AOX/ AX	Up to 5.75%	None	None
B/BD/BDX/BH/ BHX/BO/BOX/ BX	None	Time Period Since Subscription: 0-365 Days 4.00% 1-2 Years 3.00% 2-3 Years 2.00% 3-4 Years 1.00% 4 Years and thereafter None	CDSC: None
C/CD/CH/CHX/ CO/COX/CX	None	Time Period Since Subscription: 0-365 Days and thereafter 1.00% None	CDSC: None
N/ND/NH/NHX/ NO/NOX/NX	None	None	None

Please refer to the current Application Form for availability of share classes in your jurisdiction.

A CDSC may be assessed on an amount equal to the lesser of the initial purchase price of the Class B, BD, BDX, BH, BHX, BO, BOX, BX, C, CD, CH, CHX, CO, COX or CX Shares being redeemed or the current Net Asset Value of the Class B, BD, BDX, BH, BHX, BO, BOX, BX, C, CD, CH, CHX, CO, COX or CX Shares. Accordingly no CDSC will be imposed on increases in Net Asset Value above the initial purchase price. The amount of such fee depends upon the length of time for which the Class B, BD, BDX, BH, BHX, BO, BOX, BX, C, CD, CH, CHX, CO, COX or CX Shares have been held.

Fund's operating expenses charged directly to the Global Property Fund and reflected in the Net Asset Value:

	Classes A/AD/ADX/AH/AHX/AO/AOX/AX	Classes B/BD/BDX/BH/BHX/BO/BOX/BX	Classes C/CD/CH/CHX/CO/COX/CX	Classes I/ID/IH/IHX/IO/IOX/IX	Classes N/ND/NH/NHX/NO/NOX/NX	Classes S/SD/SO/SOX/SX	Classes Z/ZD/ZH/ZHX/ZO/ZOX/ZX
Investment Advisory Fee:	1.50%	1.50%	2.30%	0.85%	None	–	0.85%
Distribution Fee:	None	1.00%	None	None	None	None	None
Shareholder Service Fee:	0.15%	0.15%	0.15%	0.08%	None	0.05%	0.08%

Where the Distributor and its affiliates invest on behalf of clients, or their clients invest directly into Class N, ND, NH, NHX, NO, NOX and NX Shares, such clients may pay to the Distributor or its affiliates, a base management fee, a performance fee or a mixture of both a base management fee and a performance fee.

The Investment Advisory Fee, Distribution Fee and Shareholder Service Fee are all calculated based on the average daily net assets before deduction of any fees.

The Fund is subject to other fees and expenses which include, but are not limited to, custody, administration and transfer agency fees, legal and audit fees, printing expenses, costs of publication of the Net Asset Value (whether for regulatory purposes or otherwise) and other fees and expenses permitted to be paid out of the assets of the Company, as set out in the Prospectus and the Company's Articles of Incorporation.

Additional important information

The Global Property Fund is established for an unlimited period of time.

Legal structure:	Sub-fund of Morgan Stanley Investment Funds
Launch date:	31st October 2006
Total Net Assets:	USD 429.4 million (as of 31st December 2010)
Reference currency:	US Dollar (USD)

Appendix

To the Simplified Prospectus of Morgan Stanley Investment Funds

RELATING TO MORGAN STANLEY INVESTMENT FUNDS INDIAN EQUITY FUND

(the “Indian Equity Fund” or the “Fund”)

The information contained in this Appendix should be read in conjunction with the full text of the Simplified Prospectus

Investment objective and policy

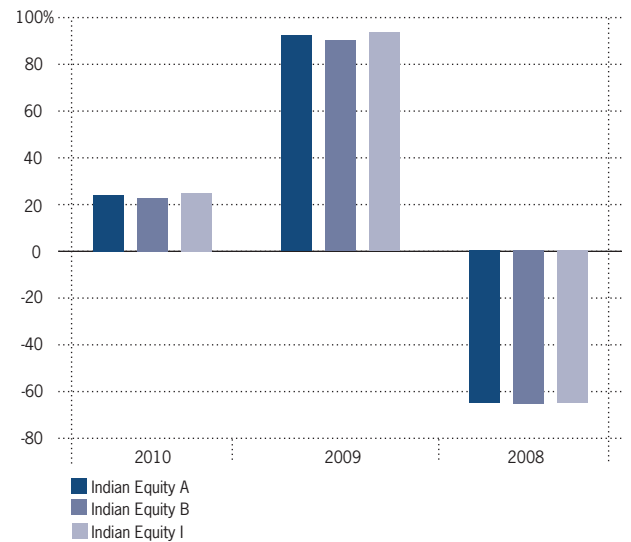
The Indian Equity Fund’s investment objective is to seek long term capital appreciation, measured in US Dollars by investment through the Subsidiary, primarily in the equity securities of companies domiciled or exercising the predominant part of their economic activity in India. The Fund, through the Subsidiary, may also invest, on an ancillary basis, in companies listed on Indian stock exchanges which may not be domiciled or exercising the predominant part of their economic activity in India, in depositary receipts (including American Depositary Receipts (ADRs), Global Depositary Receipts (GDRs) and European Depositary Receipts (EDRs)), debt securities convertible into common shares, preference shares, debentures, warrants on securities and other equity linked securities. The Fund, through the Subsidiary, will invest in a concentrated portfolio of companies. **Investors should refer to “Risk factors” section of the Prospectus for special risk considerations applicable to emerging markets.**

Risk factors

If you are in any doubt about the risk factors relevant to an investment, you should consult your stockbroker, bank manager, solicitor, accountant or other financial adviser.

- Equity securities are generally considered higher risk investments, and the returns may be volatile.
- Funds that invest in a limited number of securities are less diversified, and therefore may carry greater risk.

PERFORMANCE



	2010	2009	2008
Indian Equity A	24.25	92.08	-65.38
Indian Equity B	23.01	90.24	-65.73
Indian Equity I	25.23	93.61	-65.15

The graph above shows past performance in US Dollar. Past performance is not necessarily a guide to the future performance results. Calculations are NAV to NAV and net of fees. Performance is shown for the last three full calendar years.

Profile of the typical investor

In light of the Indian Equity Fund’s investment objective it may be appropriate for investors who:

- Seek to invest in equity securities.
- Seek capital appreciation over the long term.
- Seek income whether in the form of capital appreciation or distributions, as outlined in “Treatment of income”.
- Accept the risks associated with this type of investment, as set out in the “Risk factors” above.

Appendix

To the Simplified Prospectus of Morgan Stanley Investment Funds

Commissions and expenses

Fees charged to the investor

Class:	Subscription Sales Charges:	Redemption: Contingent Deferred Sales Charge ("CDSC"):	Conversion Charges:
S/SD/SO/ SOX/SX	None	None	None
Z/ZD/ZH/ZHX/ ZO/ZOX/ZX	Up to 1.00%	None	None
I/ID/IH/IHX/IO/ IOX/IX	Up to 3.00%	None	None
A/AD/ADX/AH/ AHX/AO/AOX/ AX	Up to 5.75%	None	None
B/BD/BDX/BH/ BHX/BO/BOX/ BX	None	Time Period Since Subscription: 0-365 Days 4.00% 1-2 Years 3.00% 2-3 Years 2.00% 3-4 Years 1.00% 4 Years and thereafter None	CDSC: None
C/CD/CH/CHX/ CO/COX/CX	None	Time Period Since Subscription: 0-365 Days 1.00% and thereafter None	CDSC: None
N/ND/NH/NHX/ NO/NOX/NX	None	None	None

Please refer to the current Application Form for availability of share classes in your jurisdiction.

A CDSC may be assessed on an amount equal to the lesser of the initial purchase price of the Class B, BD, BDX, BH, BHX, BO, BOX, BX, C, CD, CH, CHX, CO, COX or CX Shares being redeemed or the current Net Asset Value of the Class B, BD, BDX, BH, BHX, BO, BOX, BX, C, CD, CH, CHX, CO, COX or CX Shares. Accordingly no CDSC will be imposed on increases in Net Asset Value above the initial purchase price. The amount of such fee depends upon the length of time for which the Class B, BD, BDX, BH, BHX, BO, BOX, BX, C, CD, CH, CHX, CO, COX or CX Shares have been held.

Fund's operating expenses charged directly to the Indian Equity Fund and reflected in the Net Asset Value:

	Classes A/AD/ ADX/AH/ AHX/AO/ AOX/AX	Classes B/BD/ BDX/BH/ BHX/BO/ BOX/BX	Classes C/CD/ CH/CHX/ CO/COX/ CX	Classes I/ID/ IH/IHX/ IO/IOX/ IX	Classes N/ND/ NH/NHX/ NO/NOX/ NX	Classes S/SD/ SO/SOX/ SX	Classes Z/ZD/ ZH/ZHX/ ZO/ZOX/ ZX
Investment Advisory Fee:	1.60%	1.60%	2.40%	0.90%	None	–	0.90%
Distribution Fee:	None	1.00%	None	None	None	None	None
Shareholder Service Fee:	0.15%	0.15%	0.15%	0.08%	None	0.05%	0.08%

Where the Distributor and its affiliates invest on behalf of clients, or their clients invest directly into Class N, ND, NH, NHX, NO, NOX and NX Shares, such clients may pay to the Distributor or its affiliates, a base management fee, a performance fee or a mixture of both a base management fee and a performance fee.

The Investment Advisory Fee, Distribution Fee and Shareholder Service Fee are all calculated based on the average daily net assets before deduction of any fees.

The Fund is subject to other fees and expenses which include, but are not limited to, custody, administration and transfer agency fees, legal and audit fees, printing expenses, costs of publication of the Net Asset Value (whether for regulatory purposes or otherwise) and other fees and expenses permitted to be paid out of the assets of the Company, as set out in the Prospectus and the Company's Articles of Incorporation.

Additional important information

The Indian Equity Fund is established for an unlimited period of time.

Legal structure:	Sub-fund of Morgan Stanley Investment Funds
Launch date:	30th November 2006
Total Net Assets:	USD 199.7 million (as of 31st December 2010)
Reference currency:	US Dollar (USD)

Appendix

To the Simplified Prospectus of Morgan Stanley Investment Funds

RELATING TO MORGAN STANLEY INVESTMENT FUNDS JAPANESE EQUITY FUND

(the “Japanese Equity Fund” or the “Fund”)

The information contained in this Appendix should be read in conjunction with the full text of the Simplified Prospectus

Investment objective and policy

The Japanese Equity Fund’s investment objective is to seek long term capital appreciation, measured in Yen, through investment primarily in the equity securities of companies domiciled in or exercising the predominant part of their economic activity in Japan and which are listed on any exchanges or over the country markets (subject to Appendix A of the Prospectus – Investment Powers and Restrictions). The Fund may also invest, on an ancillary basis, in debt securities convertible into common shares and other equity linked investments.

Risk factors

If you are in any doubt about the risk factors relevant to an investment, you should consult your stockbroker, bank manager, solicitor, accountant or other financial adviser.

- Equity securities are generally considered higher risk investments, and the returns may be volatile.

PERFORMANCE

Not yet available.

Profile of the typical investor

In light of the Japanese Equity Fund’s investment objective it may be appropriate for investors who:

- Seek to invest in equity securities.
- Seek capital appreciation over the long term.
- Seek income whether in the form of capital appreciation or distributions, as outlined in “Treatment of income”.
- Accept the risks associated with this type of investment, as set out in the “Risk factors” above.

Commissions and expenses

Fees charged to the investor

Class:	Subscription Sales Charges:	Redemption: Contingent Deferred Sales Charge (“CDSC”):	Conversion Charges:
S/SD/SO/ SOX/SX	None	None	None
Z/ZD/ZH/ZHX/ ZO/ZOX/ZX	Up to 1.00%	None	None
I/ID/IH/IHX/IO/ IOX/IX	Up to 3.00%	None	None
A/AD/ADX/AH/ AHX/AO/AOX/ AX	Up to 5.75%	None	None
B/BD/BDX/BH/ BHX/BO/BOX/ BX	None	Time Period Since Subscription: 0-365 Days 4.00% 1-2 Years 3.00% 2-3 Years 2.00% 3-4 Years 1.00% 4 Years and thereafter None	CDSC: None
C/CD/CH/CHX/ CO/COX/CX	None	Time Period Since Subscription: 0-365 Days 1.00% and thereafter None	CDSC: None
N/ND/NH/NHX/ NO/NOX/NX	None	None	None

Please refer to the current Application Form for availability of share classes in your jurisdiction.

A CDSC may be assessed on an amount equal to the lesser of the initial purchase price of the Class B, BD, BDX, BH, BHX, BO, BOX, BX, C, CD, CH, CHX, CO, COX or CX Shares being redeemed or the current Net Asset Value of the Class B, BD, BDX, BH, BHX, BO, BOX, BX, C, CD, CH, CHX, CO, COX or CX Shares. Accordingly no CDSC will be imposed on increases in Net Asset Value above the initial purchase price. The amount of such fee depends upon the length of time for which the Class B, BD, BDX, BH, BHX, BO, BOX, BX, C, CD, CH, CHX, CO, COX or CX Shares have been held.

Fund’s operating expenses charged directly to the Japanese Equity Fund and reflected in the Net Asset Value:

	Classes A/AD/ ADX/AH/ AHX/AO/ AOX/AX	Classes B/BD/ BDX/BH/ BHX/BO/ BOX/BX	Classes C/CD/ CH/CHX/ CO/COX/ CX	Classes I/ID/ IH/IHX/ IO/IOX/ IX	Classes N/ND/ NH/NHX/ NO/NOX/ NX	Classes S/SD/ SO/SOX/ SX	Classes Z/ZD/ ZH/ZHX/ ZO/ZOX/ ZX
Investment Advisory Fee:	1.40%	1.40%	2.20%	0.75%	None	–	0.75%
Distribution Fee: Shareholder	None	1.00%	None	None	None	None	None
Service Fee:	0.15%	0.15%	0.15%	0.08%	None	0.05%	0.08%

Appendix

To the Simplified Prospectus of Morgan Stanley Investment Funds

Where the Distributor and its affiliates invest on behalf of clients, or their clients invest directly into Class N, ND, NH, NHX, NO, NOX and NX Shares, such clients may pay to the Distributor or its affiliates, a base management fee, a performance fee or a mixture of both a base management fee and a performance fee.

The Investment Advisory Fee, Distribution Fee and Shareholder Service Fee are all calculated based on the average daily net assets before deduction of any fees.

The Fund is subject to other fees and expenses which include, but are not limited to, custody, administration and transfer agency fees, legal and audit fees, printing expenses, costs of publication of the Net Asset Value (whether for regulatory purposes or otherwise) and other fees and expenses permitted to be paid out of the assets of the Company, as set out in the Prospectus and the Company's Articles of Incorporation.

Additional important information

The Japanese Equity Fund is established for an unlimited period of time.

Legal structure:	Sub-fund of Morgan Stanley Investment Funds
Launch date:	14th June 2010
Total Net Assets:	JPY 3,696.9 million (as of 31st December 2010)
Reference currency:	Yen (JPY)

Appendix

To the Simplified Prospectus of Morgan Stanley Investment Funds

RELATING TO MORGAN STANLEY INVESTMENT FUNDS LATIN AMERICAN EQUITY FUND

(the “Latin American Equity Fund” or the “Fund”)

The information contained in this Appendix should be read in conjunction with the full text of the Simplified Prospectus

Investment objective and policy

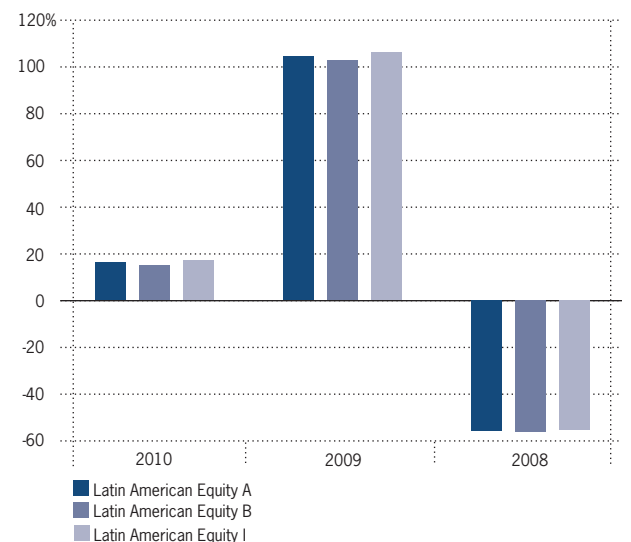
The Latin American Equity Fund’s investment objective is to seek to maximise total return, measured in US Dollars, through investment primarily in the common shares of companies incorporated in Latin American countries. Such Latin American countries include Argentina, Bolivia, Brazil, Chile, Colombia, Costa Rica, Cuba, Dominican Republic, Ecuador, El Salvador, Guatemala, Honduras, Mexico, Nicaragua, Panama, Paraguay, Peru, Uruguay and Venezuela provided that the markets in these countries are considered to be recognised exchanges (“Recognised Exchanges”) within the meaning of Article 41(1) of the Law of 20th December, 2002 on undertakings for collective investment (as amended). As markets in other countries develop, the Fund expects to expand and further diversify the Latin American markets in which it invests. From time to time, the Fund’s investments may be concentrated in a limited number of countries. Investments in securities listed on exchanges which are not Recognised Exchanges shall be treated as investments in non-listed securities (see Appendix A of the Prospectus – Investment Powers and Restrictions) until such time as such exchanges are deemed to be Recognised Exchanges. The Fund may invest in the securities of companies organised and located in countries other than the Latin American countries where the value of the company’s securities will reflect principally conditions in a Latin American country or where the principal securities trading market is in a Latin American country, or where 50% of the company’s revenue alone or on a consolidated basis is derived from either goods produced, sales made or services performed in Latin American countries. The Fund may also invest in debt securities convertible into common shares, preference shares and other equity linked instruments. To the extent the Fund’s assets are not invested in equity or equity linked instruments, the remainder of the assets may be invested in debt securities. For temporary defensive purposes, during periods in which the Company believes changes in economic, financial or political conditions make it advisable, the Fund may reduce its holding in Latin American equities to below 80% of the Fund’s assets and invest in other equity and debt securities. **Investors should refer to “Risk factors” below for special risk considerations applicable to emerging markets.**

Risk factors

If you are in any doubt about the risk factors relevant to an investment, you should consult your stockbroker, bank manager, solicitor, accountant or other financial adviser.

- Equity securities are generally considered higher risk investments, and the returns may be volatile.
- Emerging country securities involve greater risk than those associated with developed countries including greater currency risk, economic and political risk, settlement risk, price volatility and may have debt unrated by internationally recognized credit rating organisations.

PERFORMANCE



	2010	2009	2008
Latin American Equity A	16.05	104.34	-55.82
Latin American Equity B	14.88	102.27	-56.26
Latin American Equity I	16.84	105.69	-55.52

The graph above shows past performance in US Dollar. Past performance is not necessarily a guide to the future performance results. Calculations are NAV to NAV and net of fees. Performance is shown for the last three full calendar years.

Profile of the typical investor

In light of the Latin American Equity Fund’s investment objective it may be appropriate for investors who:

- Seek to invest in equity securities.
- Seek capital appreciation over the long term.
- Seek income whether in the form of capital appreciation or distributions, as outlined in “Treatment of income”.
- Accept the risks associated with this type of investment, as set out in “Risk factors” above.

Appendix

To the Simplified Prospectus of Morgan Stanley Investment Funds

Commissions and expenses

Fees charged to the investor

Class:	Subscription Sales Charges:	Redemption: Contingent Deferred Sales Charge ("CDSC"):	Conversion Charges:
S/SD/SO/ SOX/SX	None	None	None
Z/ZD/ZH/ZHX/ ZO/ZOX/ZX	Up to 1.00%	None	None
I/ID/IH/IHX/IO/ IOX/IX	Up to 3.00%	None	None
A/AD/ADX/AH/ AHX/AO/AOX/ AX	Up to 5.75%	None	None
B/BD/BDX/BH/ BHX/BO/BOX/ BX	None	Time Period Since Subscription: 0-365 Days 4.00% 1-2 Years 3.00% 2-3 Years 2.00% 3-4 Years 1.00% 4 Years and thereafter None	CDSC: None
C/CD/CH/CHX/ CO/COX/CX	None	Time Period Since Subscription: 0-365 Days 1.00% and thereafter None	CDSC: None
N/ND/NH/NHX/ NO/NOX/NX	None	None	None

Please refer to the current Application Form for availability of share classes in your jurisdiction.

A CDSC may be assessed on an amount equal to the lesser of the initial purchase price of the Class B, BD, BDX, BH, BHX, BO, BOX, BX, C, CD, CH, CHX, CO, COX or CX Shares being redeemed or the current Net Asset Value of the Class B, BD, BDX, BH, BHX, BO, BOX, BX, C, CD, CH, CHX, CO, COX or CX Shares. Accordingly no CDSC will be imposed on increases in Net Asset Value above the initial purchase price. The amount of such fee depends upon the length of time for which the Class B, BD, BDX, BH, BHX, BO, BOX, BX, C, CD, CH, CHX, CO, COX or CX Shares have been held.

Fund's operating expenses charged directly to the Latin American Equity Fund and reflected in the Net Asset Value:

	Classes A/AD/ADX/AH/AHX/AO/AOX/AX	Classes B/BD/BDX/BH/BHX/BO/BOX/BX	Classes C/CD/CH/CHX/CO/COX/CX	Classes I/ID/IH/IHX/IO/IOX/IX	Classes N/ND/NH/NHX/NO/NOX/NX	Classes S/SD/SO/SOX/SX	Classes Z/ZD/ZH/ZHX/ZO/ZOX/ZX
Investment Advisory Fee:	1.60%	1.60%	2.40%	1.00%	None	–	1.00%
Distribution Fee:	None	1.00%	None	None	None	None	None
Shareholder Service Fee:	0.15%	0.15%	0.15%	0.08%	None	0.05%	0.08%

Where the Distributor and its affiliates invest on behalf of clients, or their clients invest directly into Class N, ND, NH, NHX, NO, NOX and NX Shares, such clients may pay to the Distributor or its affiliates, a base management fee, a performance fee or a mixture of both a base management fee and a performance fee.

The Investment Advisory Fee, Distribution Fee and Shareholder Service Fee are all calculated based on the average daily net assets before deduction of any fees.

The Fund is subject to other fees and expenses which include, but are not limited to, custody, administration and transfer agency fees, legal and audit fees, printing expenses, costs of publication of the Net Asset Value (whether for regulatory purposes or otherwise) and other fees and expenses permitted to be paid out of the assets of the Company, as set out in the Prospectus and the Company's Articles of Incorporation.

Additional important information

The Latin American Equity Fund is established for an unlimited period of time.

Legal structure:	Sub-fund of Morgan Stanley Investment Funds
Launch date:	August 1994
Total Net Assets:	USD 1,172.7 million (as of 31st December 2010)
Reference currency:	US Dollar (USD)

Appendix

To the Simplified Prospectus of Morgan Stanley Investment Funds

RELATING TO MORGAN STANLEY INVESTMENT FUNDS

US ADVANTAGE FUND

(the “US Advantage Fund” or the “Fund”)

The information contained in this Appendix should be read in conjunction with the full text of the Simplified Prospectus

Investment objective and policy

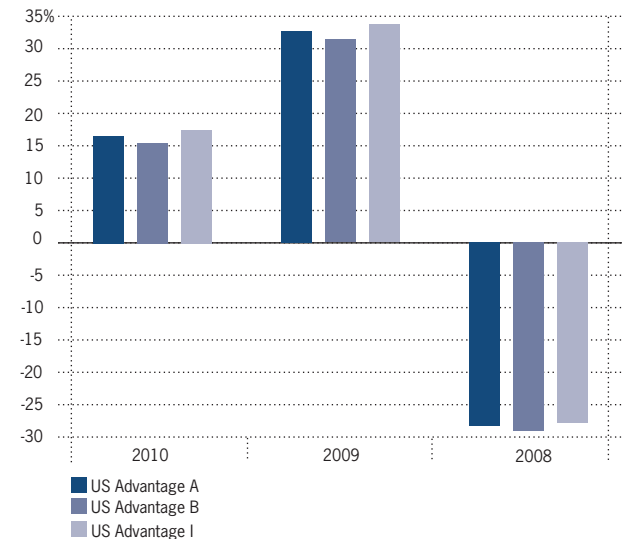
The US Advantage Fund’s investment objective is to seek long term capital appreciation, measured in US Dollars, by investing primarily in securities issued by US companies and on an ancillary basis in securities issued by companies that are not from the US. An issuer may be considered to be from a particular country (including the US) or geographic region if (i) its principal securities trading market is in that country or geographic region; (ii) alone or on a consolidated basis it derives 50% or more of its annual revenue from goods produced, sales made or services performed in that country or geographic region; or (iii) it is organized under the laws of, or has a principal office in, that country or geographic region. By applying these tests, it is possible that a particular issuer could be deemed to be from more than one country or geographic region. Under normal market conditions, the Fund’s investment objective will be pursued by investing primarily in equity securities of established large-capitalization companies. The investment process will emphasize a bottom-up stock selection process, seeking attractive investments on an individual company basis. The selection of securities for investment will be driven by a search for large-capitalization franchises with strong name recognition and sustainable competitive advantages, typically favouring companies with rising returns on invested capital, above average business visibility, strong current period free cash flow generation and attractive risk/reward. Fundamental research drives the investment process. Company developments, including business strategy and financial results, will be studied on an ongoing basis. Portfolio holdings will generally be considered for divestment when it is determined that the holding no longer satisfies the Fund’s investment criteria. The Fund may also be invested, on an ancillary basis, in equities of companies not meeting the above requirements, debt securities convertible into common shares, preference shares, warrants on securities and other equity linked securities.

Risk factors

If you are in any doubt about the risk factors relevant to an investment, you should consult your stockbroker, bank manager, solicitor, accountant or other financial adviser.

- Equity securities are generally considered higher risk investments, and the returns may be volatile.
- Funds that invest in a limited number of securities are less diversified and therefore may carry greater risk.

PERFORMANCE



	2010	2009	2008
US Advantage A	16.59	32.60	-28.42
US Advantage B	15.47	31.29	-29.12
US Advantage I	17.50	33.61	-27.88

The graph above shows past performance in US Dollar. Past performance is not necessarily a guide to the future performance results. Calculations are NAV to NAV and net of fees. Performance is shown for the last three full calendar years.

Profile of the typical investor

In light of the US Advantage Fund’s investment objective it may be appropriate for investors who:

- Seek to invest in equity securities.
- Seek capital appreciation over the long term.
- Seek income whether in the form of capital appreciation or distributions, as outlined in “Treatment of income”.
- Accept the risks associated with this type of investment, as set out in the “Risk factors” above.

Appendix

To the Simplified Prospectus of Morgan Stanley Investment Funds

Commissions and expenses

Fees charged to the investor

Class:	Subscription Sales Charges:	Redemption: Contingent Deferred Sales Charge ("CDSC"):	Conversion Charges:
S/SD/SO/ SOX/SX	None	None	None
Z/ZD/ZH/ZHX/ ZO/ZOX/ZX	Up to 1.00%	None	None
I/ID/IH/IHX/IO/ IOX/IX	Up to 3.00%	None	None
A/AD/ADX/AH/ AHX/AO/AOX/ AX	Up to 5.75%	None	None
B/BD/BDX/BH/ BHX/BO/BOX/ BX	None	Time Period Since Subscription: 0-365 Days 4.00% 1-2 Years 3.00% 2-3 Years 2.00% 3-4 Years 1.00% 4 Years and thereafter None	CDSC: None
C/CD/CH/CHX/ CO/COX/CX	None	Time Period Since Subscription: 0-365 Days 1.00% and thereafter None	CDSC: None
N/ND/NH/NHX/ NO/NOX/NX	None	None	None

Please refer to the current Application Form for availability of share classes in your jurisdiction.

A CDSC may be assessed on an amount equal to the lesser of the initial purchase price of the Class B, BD, BDX, BH, BHX, BO, BOX, BX, C, CD, CH, CHX, CO, COX or CX Shares being redeemed or the current Net Asset Value of the Class B, BD, BDX, BH, BHX, BO, BOX, BX, C, CD, CH, CHX, CO, COX or CX Shares. Accordingly no CDSC will be imposed on increases in Net Asset Value above the initial purchase price. The amount of such fee depends upon the length of time for which the Class B, BD, BDX, BH, BHX, BO, BOX, BX, C, CD, CH, CHX, CO, COX or CX Shares have been held.

Fund's operating expenses charged directly to the US Advantage Fund and reflected in the Net Asset Value:

	Classes A/AD/ ADX/AH/ AHX/AO/ AOX/AX	Classes B/BD/ BDX/BH/ BHX/BO/ BOX/BX	Classes C/CD/ CH/CHX/ CO/COX/ CX	Classes I/ID/ IH/IHX/ IO/IOX/ IX	Classes N/ND/ NH/NHX/ NO/NOX/ NX	Classes S/SD/ SO/SOX/ SX	Classes Z/ZD/ ZH/ZHX/ ZO/ZOX/ ZX
Investment Advisory Fee:	1.40%	1.40%	2.20%	0.70%	None	–	0.70%
Distribution Fee:	None	1.00%	None	None	None	None	None
Shareholder Service Fee:	0.15%	0.15%	0.15%	0.08%	None	0.05%	0.08%

Where the Distributor and its affiliates invest on behalf of clients, or their clients invest directly into Class N, ND, NH, NHX, NO, NOX and NX Shares, such clients may pay to the Distributor or its affiliates, a base management fee, a performance fee or a mixture of both a base management fee and a performance fee.

The Investment Advisory Fee, Distribution Fee and Shareholder Service Fee are all calculated based on the average daily net assets before deduction of any fees.

The Fund is subject to other fees and expenses which include, but are not limited to, custody, administration and transfer agency fees, legal and audit fees, printing expenses, costs of publication of the Net Asset Value (whether for regulatory purposes or otherwise) and other fees and expenses permitted to be paid out of the assets of the Company, as set out in the Prospectus and the Company's Articles of Incorporation.

Additional important information

The US Advantage Fund is established for an unlimited period of time.

Legal structure:	Sub-fund of Morgan Stanley Investment Funds
Launch date:	1st December 2005
Total Net Assets:	USD 824.0 million (as of 31st December 2010)
Reference currency:	US Dollar (USD)

Appendix

To the Simplified Prospectus of Morgan Stanley Investment Funds

RELATING TO MORGAN STANLEY INVESTMENT FUNDS US GROWTH FUND

(the “US Growth Fund” or the “Fund”)

The information contained in this Appendix should be read in conjunction with the full text of the Simplified Prospectus

Investment objective and policy

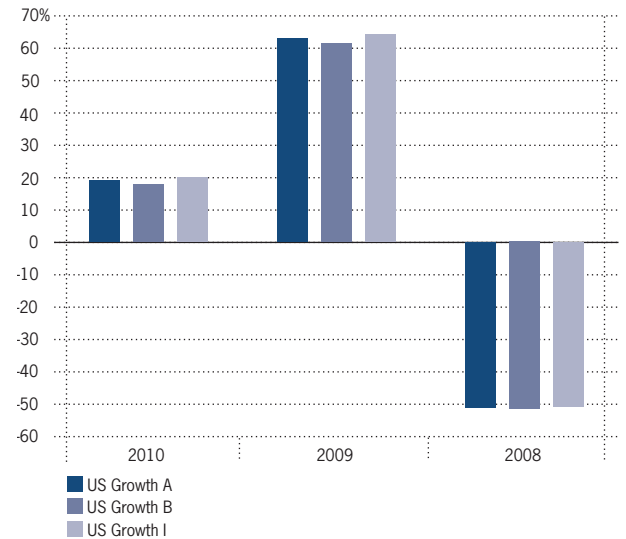
The US Growth Fund’s investment objective is to seek long term capital appreciation, measured in US Dollars, by investing primarily in securities issued by US companies and on an ancillary basis in securities issued by companies that are not from the US. An issuer may be considered to be from a particular country (including the US) or geographic region if (i) its principal securities trading market is in that country or geographic region; (ii) alone or on a consolidated basis it derives 50% or more of its annual revenue from goods produced, sales made or services performed in that country or geographic region; or (iii) it is organized under the laws of, or has a principal office in, that country or geographic region. By applying these tests, it is possible that a particular issuer could be deemed to be from more than one country or geographic region. Under normal market conditions, the Fund’s investment objective will be pursued by investing primarily in equity securities of high quality growth oriented companies. The investment process will emphasize a bottom-up stock selection process, seeking attractive investments on an individual company basis. The selection of securities will be driven by a search for high quality companies that are believed to have sustainable competitive advantages and the ability to redeploy capital at high rates of return. Companies with rising returns on invested capital, above average business visibility, strong free cash flow generation and an attractive risk/reward profile, will typically be favoured. Individual security selection will be emphasized. An investment will generally be considered for divestment when it is determined that the company no longer satisfies the Fund’s investment criteria. The Fund may also invest on an ancillary basis, in equities of companies not meeting the above requirements, debt securities convertible into common shares, preference shares, warrants on securities and other equity linked securities.

Risk factors

If you are in any doubt about the risk factors relevant to an investment, you should consult your stockbroker, bank manager, solicitor, accountant or other financial adviser.

- Equity securities are generally considered higher risk investments, and the returns may be volatile.

PERFORMANCE



	2010	2009	2008
US Growth A	19.03	63.01	-51.25
US Growth B	17.84	61.37	-51.74
US Growth I	19.97	64.26	-50.87

The graph above shows past performance in US Dollar. Past performance is not necessarily a guide to the future performance results. Calculations are NAV to NAV and net of fees. Performance is shown for the last three full calendar years.

Profile of the typical investor

In light of US Growth Fund’s investment objective it may be appropriate for investors who:

- Seek to invest in equity securities.
- Seek capital appreciation over the long term.
- Seek income whether in the form of capital appreciation or distributions, as outlined in “Treatment of income”.
- Accept the risks associated with this type of investment, as set out in “Risk factors” above.

Appendix

To the Simplified Prospectus of Morgan Stanley Investment Funds

Commissions and expenses

Fees charged to the investor

Class:	Subscription Sales Charges:	Redemption: Contingent Deferred Sales Charge ("CDSC"):	Conversion Charges:
S/SD/SO/ SOX/SX	None	None	None
Z/ZD/ZH/ZHX/ ZO/ZOX/ZX	Up to 1.00%	None	None
I/ID/IH/IHX/IO/ IOX/IX	Up to 3.00%	None	None
A/AD/ADX/AH/ AHX/AO/AOX/ AX	Up to 5.75%	None	None
B/BD/BDX/BH/ BHX/BO/BOX/ BX	None	Time Period Since Subscription: 0-365 Days 4.00% 1-2 Years 3.00% 2-3 Years 2.00% 3-4 Years 1.00% 4 Years and thereafter None	CDSC: None
C/CD/CH/CHX/ CO/COX/CX	None	Time Period Since Subscription: 0-365 Days 1.00% and thereafter None	CDSC: None
N/ND/NH/NHX/ NO/NOX/NX	None	None	None

Please refer to the current Application Form for availability of share classes in your jurisdiction.

A CDSC may be assessed on an amount equal to the lesser of the initial purchase price of the Class B, BD, BDX, BH, BHX, BO, BOX, BX, C, CD, CH, CHX, CO, COX or CX Shares being redeemed or the current Net Asset Value of the Class B, BD, BDX, BH, BHX, BO, BOX, BX, C, CD, CH, CHX, CO, COX or CX Shares. Accordingly no CDSC will be imposed on increases in Net Asset Value above the initial purchase price. The amount of such fee depends upon the length of time for which the Class B, BD, BDX, BH, BHX, BO, BOX, BX, C, CD, CH, CHX, CO, COX or CX Shares have been held.

Fund's operating expenses charged directly to the US Growth Fund and reflected in the Net Asset Value:

	Classes A/AD/ ADX/AH/ AHX/AO/ AOX/AX	Classes B/BD/ BDX/BH/ BHX/BO/ BOX/BX	Classes C/CD/ CH/CHX/ CO/COX/ CX	Classes I/ID/ IH/IHX/ IO/IOX/ IX	Classes N/ND/ NH/NHX/ NO/NOX/ NX	Classes S/SD/ SO/SOX/ SX	Classes Z/ZD/ ZH/ZHX/ ZO/ZOX/ ZX
Investment Advisory Fee:	1.40%	1.40%	2.20%	0.70%	None	–	0.70%
Distribution Fee:	None	1.00%	None	None	None	None	None
Shareholder Service Fee:	0.15%	0.15%	0.15%	0.08%	None	0.05%	0.08%

Where the Distributor and its affiliates invest on behalf of clients, or their clients invest directly into Class N, ND, NH, NHX, NO, NOX and NX Shares, such clients may pay to the Distributor or its affiliates, a base management fee, a performance fee or a mixture of both a base management fee and a performance fee.

The Investment Advisory Fee, Distribution Fee and Shareholder Service Fee are all calculated based on the average daily net assets before deduction of any fees.

The Fund is subject to other fees and expenses which include, but are not limited to, custody, administration and transfer agency fees, legal and audit fees, printing expenses, costs of publication of the Net Asset Value (whether for regulatory purposes or otherwise) and other fees and expenses permitted to be paid out of the assets of the Company, as set out in the Prospectus and the Company's Articles of Incorporation.

Additional important information

The US Growth Fund is established for an unlimited period of time.

Legal structure:	Sub-fund of Morgan Stanley Investment Funds
Launch date:	August 1992
Total Net Assets:	USD 868.4 million (as of 31st December 2010)
Reference currency:	US Dollar (USD)

Appendix

To the Simplified Prospectus of Morgan Stanley Investment Funds

RELATING TO MORGAN STANLEY INVESTMENT FUNDS US PROPERTY FUND

(the “US Property Fund” or the “Fund”)

The information contained in this Appendix should be read in conjunction with the full text of the Simplified Prospectus

Investment objective and policy

The US Property Fund’s investment objective is to seek long term capital appreciation, measured in US Dollars, by investing in equity securities of companies in the US real estate industry. The Fund intends to invest in the publicly traded securities of Real Estate Investment Trusts (REITs) and similar Real Estate Operating Companies (REOCs). REITs and REOCs are companies that acquire and/or develop real property for long term investment purposes. They invest the majority of their assets directly in real property and derive their income primarily from rents. By investing in REITs and REOCs through the Fund the investor will bear not only his proportionate share of the management fees of the Fund but also indirectly, the management expenses of the underlying REITs and REOCs. A REIT will not be subject to US income or capital gains tax at the REIT level on the income and gains distributed to shareholders if it complies with several requirements relating to its organisation, ownership, assets, income, and capital gains. However, a REOC is subject to US income and capital gains at the company level. Generally, the taxable income distributed by a regularly traded REIT or REOC to the Fund should be subject to a rate of US withholding tax of 30%. Generally distributions by a REIT and a REOC of capital gains arising from the disposition of US real estate will be subject to withholding tax of 35% for which a refund may not be available. Distributions which are considered to be a return of capital are generally not subject to the 35% withholding tax. The Fund may also invest, on an ancillary basis, in a preference shares, debt securities convertible into common shares and other equity-linked instruments. **Investors should refer to “Risk factors” below for special risk considerations applicable to investing in companies principally engaged in the real estate industry.**

Risk factors

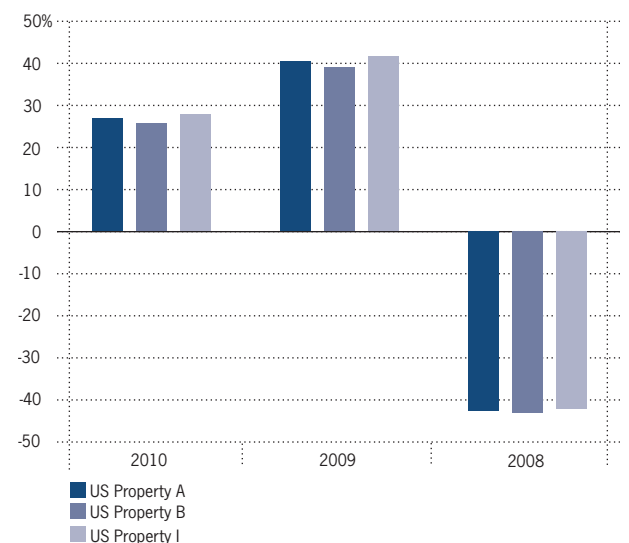
If you are in any doubt about the risk factors relevant to an investment, you should consult your stockbroker, bank manager, solicitor, accountant or other financial adviser.

- There are special risk considerations associated with investing in the securities of companies principally engaged in the real estate industry. These risks include: the cyclical nature of real estate values, risks related to general and local economic conditions, overbuilding and increased competition, increases in property taxes and operating expenses, demographic trends and variations in rental income, changes in zoning laws, casualty or condemnation losses, environmental risks, regulatory limitations on rents, changes in neighbourhood

values, related party risks, changes in the appeal of properties to tenants, increases in interest rates and other real estate capital market influences. Generally, increases in interest rates will increase the costs of obtaining financing, which could directly and indirectly decrease the value of the US Property Fund’s investments.

- Equity securities are generally considered higher risk investments, and the returns may be volatile.
- Property funds invest in a specific industry, and therefore involve greater risk than customarily associated with a more diversified portfolio.

PERFORMANCE



	2010	2009	2008
US Property A	26.73	40.34	-42.64
US Property B	25.47	38.91	-43.23
US Property I	27.67	41.38	-42.24

The graph above shows past performance in US Dollar. Past performance is not necessarily a guide to the future performance results. Calculations are NAV to NAV and net of fees. Performance is shown for the last three full calendar years.

Profile of the typical investor

In light of the US Property Fund’s investment objective it may be appropriate for investors who:

- Seek to invest in equity securities.
- Seek capital appreciation over the long term.
- Seek income whether in the form of capital appreciation or distributions, as outlined in “Treatment of income”.
- Accept the risks associated with this type of investment, as set out in “Risk factors” above.

Appendix

To the Simplified Prospectus of Morgan Stanley Investment Funds

Commissions and expenses

Fees charged to the investor

Class:	Subscription Sales Charges:	Redemption: Contingent Deferred Sales Charge ("CDSC"):	Conversion Charges:
S/SD/SO/ SOX/SX	None	None	None
Z/ZD/ZH/ZHX/ ZO/ZOX/ZX	Up to 1.00%	None	None
I/ID/IH/IHX/IO/ IOX/IX	Up to 3.00%	None	None
A/AD/ADX/AH/ AHX/AO/AOX/ AX	Up to 5.75%	None	None
B/BD/BDX/BH/ BHX/BO/BOX/ BX	None	Time Period Since Subscription: 0-365 Days 4.00% 1-2 Years 3.00% 2-3 Years 2.00% 3-4 Years 1.00% 4 Years and thereafter None	CDSC: None
C/CD/CH/CHX/ CO/COX/CX	None	Time Period Since Subscription: 0-365 Days 1.00% and thereafter None	CDSC: None
N/ND/NH/NHX/ NO/NOX/NX	None	None	None

Please refer to the current Application Form for availability of share classes in your jurisdiction.

A CDSC may be assessed on an amount equal to the lesser of the initial purchase price of the Class B, BD, BDX, BH, BHX, BO, BOX, BX, C, CD, CH, CHX, CO, COX or CX Shares being redeemed or the current Net Asset Value of the Class B, BD, BDX, BH, BHX, BO, BOX, BX, C, CD, CH, CHX, CO, COX or CX Shares. Accordingly no CDSC will be imposed on increases in Net Asset Value above the initial purchase price. The amount of such fee depends upon the length of time for which the Class B, BD, BDX, BH, BHX, BO, BOX, BX, C, CD, CH, CHX, CO, COX or CX Shares have been held.

Fund's operating expenses charged directly to the US Property Fund and reflected in the Net Asset Value:

	Classes A/AD/ADX/AH/AHX/AO/AOX/AX	Classes B/BD/BDX/BH/BHX/BO/BOX/BX	Classes C/CD/CH/CHX/CO/COX/CX	Classes I/ID/IH/IHX/IO/IOX/IX	Classes N/ND/NH/NHX/NO/NOX/NX	Classes S/SD/SO/SOX/SX	Classes Z/ZD/ZH/ZHX/ZO/ZOX/ZX
Investment Advisory Fee:	1.40%	1.40%	2.20%	0.75%	None	–	0.75%
Distribution Fee:	None	1.00%	None	None	None	None	None
Shareholder Service Fee:	0.15%	0.15%	0.15%	0.08%	None	0.05%	0.08%

Where the Distributor and its affiliates invest on behalf of clients, or their clients invest directly into Class N, ND, NH, NHX, NO, NOX and NX Shares, such clients may pay to the Distributor or its affiliates, a base management fee, a performance fee or a mixture of both a base management fee and a performance fee.

The Investment Advisory Fee, Distribution Fee and Shareholder Service Fee are all calculated based on the average daily net assets before deduction of any fees.

The Fund is subject to other fees and expenses which include, but are not limited to, custody, administration and transfer agency fees, legal and audit fees, printing expenses, costs of publication of the Net Asset Value (whether for regulatory purposes or otherwise) and other fees and expenses permitted to be paid out of the assets of the Company, as set out in the Prospectus and the Company's Articles of Incorporation.

Additional important information

The US Property Fund is established for an unlimited period of time.

Legal structure:	Sub-fund of Morgan Stanley Investment Funds
Launch date:	January 1996
Total Net Assets:	USD 190.5 million (as of 31st December 2010)
Reference currency:	US Dollar (USD)

Appendix

To the Simplified Prospectus of Morgan Stanley Investment Funds

RELATING TO MORGAN STANLEY INVESTMENT FUNDS EMERGING MARKETS CORPORATE DEBT FUND

(the “Emerging Markets Corporate Debt Fund” or the “Fund”)

The information contained in this Appendix should be read in conjunction with the full text of the Simplified Prospectus

Investment objective and policy

The Emerging Markets Corporate Debt Fund’s investment objective is to seek to maximize total return, measured in US Dollars, primarily through investments across the credit spectrum of debt securities of corporate issuers, together with investing in debt securities of government and government related issuers located in emerging markets. The Fund intends to invest its assets in emerging market corporate debt securities that provide a high level of current income, while at the same time holding the potential for capital appreciation.

The Fund may invest in securities which at the time of purchase are rated either lower than “BBB-” by S&P or “Baa3” by Moody’s or similarly by another internationally recognized rating service or determined to be of similar creditworthiness by the Investment Adviser. Investment in higher yielding securities is speculative as it generally entails increased credit and market risk. Such securities are subject to the risk of an issuer’s inability to meet principal and interest payments on its obligations (credit risk) and may also be subject to price volatility due to such factors as interest rate sensitivity, market perception of the creditworthiness of the issuer and general market liquidity.

Emerging markets mean countries based in the following regions: Asia ex Japan, Latin America, Eastern Europe and the Middle East, provided that the markets of these countries are considered to be recognized exchanges (“Recognized Exchanges”) within the meaning of Article 41(1) of the Law of 20th December 2002 on undertakings for collective investment (as amended). As markets in other countries develop, the Fund expects to expand and further diversify the emerging markets in which it invests. Investment in securities listed on exchanges which are not Recognised Exchanges shall be treated as investments in non-listed securities (see Appendix A of the Prospectus – Investment Powers and Restrictions) until such time as such exchanges are deemed to be Recognised Exchanges. The Fund may invest in the securities of companies organised and located in countries other than an emerging market where the value of the company’s securities will reflect principally conditions in an emerging country or where the principal securities trading market for which is in an emerging country, or where 50% of the company’s revenue alone or on a consolidated basis is derived from either goods produced, sales made or services performed in emerging countries. Emerging market debt securities held by the Fund will take the form of bonds, notes, bills, debentures, convertible securities, bank debt obligations, short-term paper, mortgage and, subject to applicable

law, other asset-backed securities, loan participations and loan assignments, to the extent that these instruments are securitized.

With a view to enhancing returns and/or as part of the investment strategy, the Fund may (in accordance with the investment powers and restrictions set out in Appendix A of the Prospectus) make use of exchange traded and over-the-counter options, futures and other derivatives for investment or efficient portfolio management (including hedging) purposes. As the Fund will use financial derivative instruments, investors should refer to “Risk factors” below for special risk considerations applicable to emerging markets and derivatives. The Fund may, on an ancillary basis, invest in other emerging markets fixed income securities and in emerging markets fixed income securities denominated in currencies other than US Dollars. The Fund may also invest, to a limited extent, in warrants on transferable securities issued by issuers in emerging markets.

Risk factors

If you are in any doubt about the risk factors relevant to an investment, you should consult your stockbroker, bank manager, solicitor, accountant or other financial adviser.

- Fixed-income securities are subject to credit risk, which is an issuer’s inability to meet principal and interest payments on the obligations, and may be subject to price volatility due to interest rate sensitivity.
- Emerging country securities involve greater risk than those associated with developed countries including greater currency risk, economic and political risk, settlement risk, price volatility and may have debt unrated by internationally recognized credit rating organisations.
- If so provided in its investment policy, a Fund may use of derivative instruments such as options, warrants, swaps and/or futures. Such strategies may be unsuccessful and incur losses for the Fund. Derivatives also involve risks different from, and, in certain cases, greater than, the risks presented by more traditional investments. These risks relate specifically to market risks, management risk, credit risk, liquidity risk, the risk of mispricing or improper valuation of derivatives and the risk that derivatives may not correlate perfectly with underlying assets, interest rates and indices.

PERFORMANCE

Not yet available.

Profile of the typical investor

In light of the Emerging Markets Corporate Debt Fund’s investment objective, it may be appropriate for investors who:

- Seek to invest in Fixed Income Securities in emerging markets.
- Seek capital appreciation over the long term

Appendix

To the Simplified Prospectus of Morgan Stanley Investment Funds

- Seek income whether in the form of capital appreciation or distributions, as outlined in “Treatment of income”
- Accept the risks associated with this type of investment, as set out in “Risk factors” above.

Commissions and expenses

Fees charged to the investor

Class:	Subscription Sales Charges:	Redemption: Contingent Deferred Sales Charge (“CDSC”):	Conversion Charges:
S/SD/SO/ SOX/SX	None	None	None
Z/ZD/ZH/ZHX/ ZO/ZOX/ZX	Up to 1.00%	None	None
I/ID/IH/IHX/IO/ IOX/IX	Up to 3.00%	None	None
A/AD/ADX/AH/ AHX/AO/AOX/ AX	Up to 5.75%	None	None
B/BD/BDX/BH/ BHX/BO/BOX/ BX	None	Time Period Since Subscription: 0-365 Days 4.00% 1-2 Years 3.00% 2-3 Years 2.00% 3-4 Years 1.00% 4 Years and thereafter None	CDSC: None
C/CD/CH/CHX/ CO/COX/CX	None	Time Period Since Subscription: 0-365 Days 1.00% and thereafter None	CDSC: None
N/ND/NH/NHX/ NO/NOX/NX	None	None	None

Please refer to the current Application Form for availability of share classes in your jurisdiction.

A CDSC may be assessed on an amount equal to the lesser of the initial purchase price of the Class B, BD, BDX, BH, BHX, BO, BOX, BX, C, CD, CH, CHX, CO, COX or CX Shares being redeemed or the current Net Asset Value of the Class B, BD, BDX, BH, BHX, BO, BOX, BX, C, CD, CH, CHX, CO, COX or CX Shares. Accordingly no CDSC will be imposed on increases in Net Asset Value above the initial purchase price. The amount of such fee depends upon the length of time for which the Class B, BD, BDX, BH, BHX, BO, BOX, BX, C, CD, CH, CHX, CO, COX or CX Shares have been held.

Fund’s operating expenses charged directly to the Emerging Markets Corporate Debt Fund and reflected in the Net Asset Value:

	Classes A/AD/ADX/AH/AHX/AO/AOX/AX	Classes B/BD/BDX/BH/BHX/BO/BOX/BX	Classes C/CD/CH/CHX/CO/COX/CX	Classes I/ID/IH/IHX/IO/IOX/IX	Classes N/ND/NH/NHX/NO/NOX/NX	Classes S/SD/SO/SOX/SX	Classes Z/ZD/ZH/ZHX/ZO/ZOX/ZX
Investment Advisory Fee:	1.45%	1.45%	2.15%	0.95%	None	0.80%	0.95%
Distribution Fee:	None	1.00%	None	None	None	None	None
Shareholder Service Fee:	0.15%	0.15%	0.15%	0.08%	None	0.05%	0.08%

Where the Distributor and its affiliates invest on behalf of clients, or their clients invest directly into Class N, ND, NH, NHX, NO, NOX and NX Shares, such clients may pay to the Distributor or its affiliates, a base management fee, a performance fee or a mixture of both a base management fee and a performance fee.

The Investment Advisory Fee, Distribution Fee and Shareholder Service Fee are all calculated based on the average daily net assets before deduction of any fees.

The Fund is subject to other fees and expenses which include, but are not limited to, custody, administration and transfer agency fees, legal and audit fees, printing expenses, costs of publication of the Net Asset Value (whether for regulatory purposes or otherwise) and other fees and expenses permitted to be paid out of the assets of the Company, as set out in the Prospectus and the Company’s Articles of Incorporation.

Additional important information

The Emerging Markets Corporate Debt Fund is established for an unlimited period of time.

Legal structure	Sub-fund of Morgan Stanley Investment Funds
Launch date:	7th March 2011
Total Net Assets:	N/A
Reference currency:	US Dollar (USD)

Appendix

To the Simplified Prospectus of Morgan Stanley Investment Funds

RELATING TO MORGAN STANLEY INVESTMENT FUNDS EMERGING MARKETS DEBT FUND

(the “Emerging Markets Debt Fund” or the “Fund”)

The information contained in this Appendix should be read in conjunction with the full text of the Simplified Prospectus

Investment objective and policy

The Emerging Markets Debt Fund’s investment objective is to seek to maximise total return, measured in US Dollars, through investment in the debt securities of government and government-related issuers located in emerging countries (including, to the extent these instruments are securitised, participations in loans between governments and financial institutions), and to the extent such securities comply with Article 41(1) of the Law of 20th December, 2002 on undertakings for collective investment (as amended), the Fund may invest in debt securities of entities organised to restructure outstanding debt of such issuers, together with investing in the debt securities of corporate issuers located in or organised under the laws of emerging countries. The Fund intends to invest its assets in emerging country debt securities that provide a high level of current income, while at the same time holding the potential for capital appreciation if the perceived creditworthiness of the issuer improves due to improving economic, financial, political, social or other conditions in the country in which the issuer is located. Such countries include Algeria, Argentina, Brazil, Bulgaria, Chile, China, Colombia, Costa Rica, Czech Republic, Dominican Republic, Ecuador, Egypt, Greece, Hungary, India, Indonesia, Ivory Coast, Jamaica, Jordan, Malaysia, Mexico, Morocco, Nicaragua, Nigeria, Pakistan, Panama, Paraguay, Peru, the Philippines, Poland, Portugal, the Russian Federation, Slovakia, South Africa, Thailand, Trinidad & Tobago, Tunisia, Turkey, Uruguay, Venezuela and the Democratic Republic of Congo, provided that the markets of these countries are considered to be recognised exchanges (“Recognised Exchanges”) within the meaning of Article 41(1) of the Law of 20th December, 2002 on undertakings for collective investment (as amended). As markets in other countries develop, the Fund expects to expand and further diversify the emerging markets in which it invests. Investment in securities listed on exchanges which are not Recognised Exchanges shall be treated as investments in non-listed securities (see Appendix A of the Prospectus – Investment Powers and Restrictions) until such time as such exchanges are deemed to be Recognised Exchanges. The Fund may invest in the securities of companies organised and located in countries other than an emerging market where the value of the company’s securities will reflect principally conditions in an emerging country or where the principal securities trading market for which is in an emerging country, or where 50% of the company’s revenue alone or on a consolidated basis is derived from either goods produced, sales made or services performed in emerging countries. Emerging market debt securities held by the Fund will take the form of bonds, notes, bills, debentures, convertible securities, bank debt

obligations, short-term paper, mortgage and, subject to applicable law, other asset-backed securities, loan participations and loan assignments (to the extent that these instruments are securitised) and interests issued by entities organised and operated for the purpose of restructuring the investment characteristics of instruments issued by emerging market issuers. The Fund may also invest, to a limited extent, in warrants issued by emerging market issuers. With a view to enhancing returns and/or as part of the investment strategy, the Fund may (in accordance with the investment powers and restrictions set out in Appendix A of the Prospectus) make use of exchange traded and over-the-counter options, futures and other derivatives for investment or efficient portfolio management (including hedging) purposes.

As the Fund will use financial derivative instruments, investors should refer to “Risk factors” below for special risk considerations applicable to emerging markets and derivatives.

Risk factors

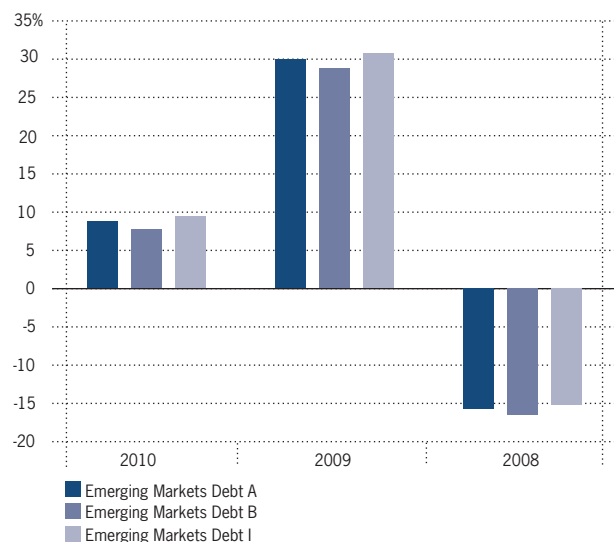
If you are in any doubt about the risk factors relevant to an investment, you should consult your stockbroker, bank manager, solicitor, accountant or other financial adviser.

- Fixed-income securities are subject to credit risk, which is an issuer’s inability to meet principal and interest payments on the obligations, and may be subject to price volatility due to interest rate sensitivity.
- Emerging country securities involve greater risk than those associated with developed countries including greater currency risk, economic and political risk, settlement risk, price volatility and may have debt unrated by internationally recognized credit rating organisations.
- If so provided in its investment policy, a Fund may use of derivative instruments such as options, warrants, swaps and/or futures. Such strategies may be unsuccessful and incur losses for the Fund. Derivatives also involve risks different from, and, in certain cases, greater than, the risks presented by more traditional investments. These risks relate specifically to market risks, management risk, credit risk, liquidity risk, the risk of mispricing or improper valuation of derivatives and the risk that derivatives may not correlate perfectly with underlying assets, interest rates and indices.

Appendix

To the Simplified Prospectus of Morgan Stanley Investment Funds

PERFORMANCE



	2010	2009	2008
Emerging Markets Debt A	8.67	29.91	-15.75
Emerging Markets Debt B	7.60	28.67	-16.60
Emerging Markets Debt I	9.33	30.71	-15.28

The graph above shows past performance in US Dollar. Past performance is not necessarily a guide to the future performance results. Calculations are NAV to NAV and net of fees. Performance is shown for the last three full calendar years.

Profile of the typical investor

In light of the Emerging Markets Debt Fund's investment objective it may be appropriate for investors who:

- Seek to invest in Fixed Income Securities in emerging markets.
- Seek capital appreciation over the long term.
- Seek income whether in the form of capital appreciation or distributions, as outlined in "Treatment of income".
- Accept the risks associated with this type of investment, as set out in "Risk factors" above.

Commissions and expenses

Fees charged to the investor

Class:	Subscription Sales Charges:	Redemption: Contingent Deferred Sales Charge ("CDSC"):	Conversion Charges:
S/SD/SO/ SOX/SX	None	None	None
Z/ZD/ZH/ZHX/ ZO/ZOX/ZX	Up to 1.00%	None	None
I/ID/IH/IHX/IO/ IOX/IX	Up to 3.00%	None	None
A/AD/ADX/AH/ AHX/AO/AOX/ AX	Up to 5.75%	None	None
B/BD/BDX/BH/ BHX/BO/BOX/ BX	None	Time Period Since Subscription: 0-365 Days 4.00% 1-2 Years 3.00% 2-3 Years 2.00% 3-4 Years 1.00% 4 Years and thereafter None	CDSC: None
C/CD/CH/CHX/ CO/COX/CX	None	Time Period Since Subscription: 0-365 Days 1.00% and thereafter None	CDSC: None
N/ND/NH/NHX/ NO/NOX/NX	None	None	None

Please refer to the current Application Form for availability of share classes in your jurisdiction.

A CDSC may be assessed on an amount equal to the lesser of the initial purchase price of the Class B, BD, BDX, BH, BHX, BO, BOX, BX, C, CD, CH, CHX, CO, COX or CX Shares being redeemed or the current Net Asset Value of the Class B, BD, BDX, BH, BHX, BO, BOX, BX, C, CD, CH, CHX, CO, COX or CX Shares. Accordingly no CDSC will be imposed on increases in Net Asset Value above the initial purchase price. The amount of such fee depends upon the length of time for which the Class B, BD, BDX, BH, BHX, BO, BOX, BX, C, CD, CH, CHX, CO, COX or CX Shares have been held.

Fund's operating expenses charged directly to the Emerging Markets Debt Fund and reflected in the Net Asset Value:

	Classes A/AD/ ADX/AH/ AHX/AO/ AOX/AX	Classes B/BD/ BDX/BH/ BHX/BO/ BOX/BX	Classes C/CD/ CH/CHX/ CO/COX/ CX	Classes I/ID/ IH/IHX/ IO/IOX/ IX	Classes N/ND/ NH/NHX/ NO/NOX/ NX	Classes S/SD/ SO/SOX/ SX	Classes Z/ZD/ ZH/ZHX/ ZO/ZOX/ ZX
Investment							
Advisory Fee:	1.40%	1.40%	2.10%	0.90%	None	0.75%	0.90%
Distribution Fee:	None	1.00%	None	None	None	None	None
Shareholder							
Service Fee:	0.15%	0.15%	0.15%	0.08%	None	0.05%	0.08%

Appendix

To the Simplified Prospectus of Morgan Stanley Investment Funds

Where the Distributor and its affiliates invest on behalf of clients, or their clients invest directly into Class N, ND, NH, NHX, NO, NOX and NX Shares, such clients may pay to the Distributor or its affiliates, a base management fee, a performance fee or a mixture of both a base management fee and a performance fee.

The Investment Advisory Fee, Distribution Fee and Shareholder Service Fee are all calculated based on the average daily net assets before deduction of any fees.

The Fund is subject to other fees and expenses which include, but are not limited to, custody, administration and transfer agency fees, legal and audit fees, printing expenses, costs of publication of the Net Asset Value (whether for regulatory purposes or otherwise) and other fees and expenses permitted to be paid out of the assets of the Company, as set out in the Prospectus and the Company's Articles of Incorporation.

Additional important information

The Emerging Markets Debt Fund is established for an unlimited period of time.

Legal structure:	Sub-fund of Morgan Stanley Investment Funds
Launch date:	April 1995
Total Net Assets:	USD 420.6 million (as of 31st December 2010)
Reference currency:	US Dollar (USD)

Appendix

To the Simplified Prospectus of Morgan Stanley Investment Funds

RELATING TO MORGAN STANLEY INVESTMENT FUNDS EMERGING MARKETS DOMESTIC DEBT FUND

(the “Emerging Markets Domestic Debt Fund” or the “Fund”)

The information contained in this Appendix should be read in conjunction with the full text of the Simplified Prospectus

The Emerging Markets Domestic Debt Fund’s investment objective is to seek to maximise total return primarily through investment in a portfolio of emerging market bonds and other emerging market debt securities, denominated in the local currency of issue.

The Fund intends to invest its assets in emerging market debt securities that provide a high level of current income, while at the same time holding the potential for capital appreciation.

Emerging markets means low or middle income countries as classified by the World Bank provided that the markets of these countries are considered to be recognised exchanges (“Recognised Exchanges”) within the meaning of Article 41(1) of the Law of 20th December 2002 on undertakings for collective investment (as amended). Investment in securities listed on exchanges which are not Recognised Exchanges shall be treated as investments in non-listed securities (see Appendix A of the Prospectus – Investment Powers and Restrictions) until such time as such exchanges are deemed to be Recognised Exchanges.

The Fund may invest in debt securities of government and government-related issuers located in emerging markets (including participations in loans between governments and financial institutions) and debt securities of corporate issuers located in or organised under the laws of emerging countries.

To the extent such securities comply with Article 41(1) of the Law of 20th December 2002 on undertakings for collective investment (as amended), the Fund may invest in debt securities of entities organised to restructure outstanding debt of emerging markets issuers.

Emerging market debt securities held by the Fund will take the form of bonds, notes, bills, debentures, convertible securities, bank debt obligations, short-term paper, mortgage and, subject to applicable law, other asset-backed securities, loan participations and loan assignments to the extent that these instruments are securitized. The Fund may also invest, to a limited extent, in warrants on transferable securities issued by issuers in emerging markets.

The Fund may use derivatives for the purpose of efficient portfolio management, hedging and for implementing investment strategies which aim to achieve the Fund’s investment objectives. Derivatives that may be used include, but are not limited to, any exchange

traded futures (specifically interest rate futures), currency forwards and futures, government bond forwards, interest rate swaps, bond options, currency options, options on swaps (swaptions), credit default swaps and credit linked notes to the extent that such securities comply with Article 41(1) of the Law of 20th December 2002 on undertakings for collective investment (as amended).

Investors should refer to “Risk factors” below for special risk considerations applicable to emerging markets and derivatives.

The Fund may also invest in certain short term fixed interest securities for tactical or defensive purposes. Such short term investments may include obligations of high income countries as classified by the World Bank, their agencies or instrumentalities, instruments issued by international development agencies, money market instruments, cash or cash equivalents such as commercial papers.

Risk factors

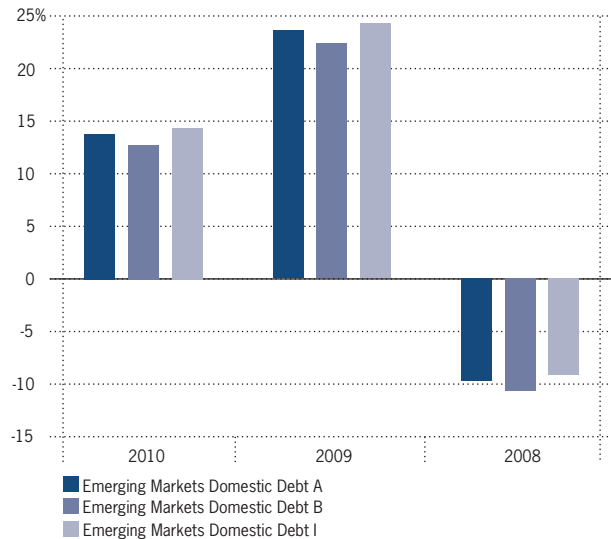
If you are in any doubt about the risk factors relevant to an investment, you should consult your stockbroker, bank manager, solicitor, accountant or other financial adviser.

- If so provided in its investment policy, a Fund may use of derivative instruments such as options, warrants, swaps and/or futures. Such strategies may be unsuccessful and incur losses for the Fund. Derivatives also involve risks different from, and, in certain cases, greater than, the risks presented by more traditional investments. These risks relate specifically to market risks, management risk, credit risk, liquidity risk, the risk of mispricing or improper valuation of derivatives and the risk that derivatives may not correlate perfectly with underlying assets, interest rates and indices.
- Fixed-income securities are subject to credit risk, which is an issuer’s inability to meet principal and interest payments on the obligations, and may be subject to price volatility due to interest rate sensitivity.
- Emerging country securities involve greater risk than those associated with developed countries including greater currency risk, economic and political risk, settlement risk, price volatility and may have debt unrated by internationally recognized credit rating organisations.

Appendix

To the Simplified Prospectus of Morgan Stanley Investment Funds

PERFORMANCE



	2010	2009	2008
Emerging Markets Domestic Debt A	13.83	23.51	-9.78
Emerging Markets Domestic Debt B	12.74	22.29	-10.69
Emerging Markets Domestic Debt I	14.45	24.19	-9.20

The graph above shows past performance in US Dollar. Past performance is not necessarily a guide to the future performance results. Calculations are NAV to NAV and net of fees. Performance is shown for the last three full calendar years.

Profile of the typical investor

In light of the Emerging Markets Domestic Debt Fund's investment objective it may be appropriate for investors who:

- Seek to invest in Fixed Income Securities in emerging markets.
- Seek capital appreciation over the long term.
- Seek income whether in the form of capital appreciation or distributions, as outlined in "Treatment of income".
- Accept the risks associated with this type of investment, as set out in "Risk factors" above, specifically the risks relating to emerging markets and in particular debt securities denominated in the currency of the countries of investment.

Commissions and expenses

Fees charged to the investor

Class:	Subscription Sales Charges:	Redemption: Contingent Deferred Sales Charge ("CDSC"):	Conversion Charges:
S/SD/SO/SOX/SX	None	None	None
Z/ZD/ZH/ZHX/ZO/ZOX/ZX	Up to 1.00%	None	None
I/ID/IH/IHX/IO/IOX/IX	Up to 3.00%	None	None
A/AD/ADX/AH/AHX/AO/AOX/AX	Up to 5.75%	None	None
B/BD/BDX/BH/BHX/BO/BOX/BX	None	Time Period Since Subscription: 0-365 Days 4.00% 1-2 Years 3.00% 2-3 Years 2.00% 3-4 Years 1.00% 4 Years and thereafter None	CDSC: None
C/CD/CH/CHX/CO/COX/CX	None	Time Period Since Subscription: 0-365 Days 1.00% and thereafter None	CDSC: None
N/ND/NH/NHX/NO/NOX/NX	None	None	None

Please refer to the current Application Form for availability of share classes in your jurisdiction.

A CDSC may be assessed on an amount equal to the lesser of the initial purchase price of the Class B, BD, BDX, BH, BHX, BO, BOX, BX, C, CD, CH, CHX, CO, COX or CX Shares being redeemed or the current Net Asset Value of the Class B, BD, BDX, BH, BHX, BO, BOX, BX, C, CD, CH, CHX, CO, COX or CX Shares. Accordingly no CDSC will be imposed on increases in Net Asset Value above the initial purchase price. The amount of such fee depends upon the length of time for which the Class B, BD, BDX, BH, BHX, BO, BOX, BX, C, CD, CH, CHX, CO, COX or CX Shares have been held.

Fund's operating expenses charged directly to the Emerging Markets Domestic Debt Fund and reflected in the Net Asset Value:

	Classes A/AD/ADX/AH/AHX/AO/AOX/AX	Classes B/BD/BDX/BH/BHX/BO/BOX/BX	Classes C/CD/CH/CHX/CO/COX/CX	Classes I/ID/IH/IHX/IO/IOX/IX	Classes N/ND/NH/NHX/NO/NOX/NX	Classes S/SD/SO/SOX/SX	Classes Z/ZD/ZH/ZHX/ZO/ZOX/ZX
Investment Advisory Fee:	1.40%	1.40%	2.10%	0.90%	None	0.75%	0.90%
Distribution Fee: Shareholder	None	1.00%	None	None	None	None	None
Service Fee:	0.15%	0.15%	0.15%	0.08%	None	0.05%	0.08%

Appendix

To the Simplified Prospectus of Morgan Stanley Investment Funds

Where the Distributor and its affiliates invest on behalf of clients, or their clients invest directly into Class N, ND, NH, NHX, NO, NOX and NX Shares, such clients may pay to the Distributor or its affiliates, a base management fee, a performance fee or a mixture of both a base management fee and a performance fee.

The Investment Advisory Fee, Distribution Fee and Shareholder Service Fee are all calculated based on the average daily net assets before deduction of any fees.

The Fund is subject to other fees and expenses which include, but are not limited to, custody, administration and transfer agency fees, legal and audit fees, printing expenses, costs of publication of the Net Asset Value (whether for regulatory purposes or otherwise) and other fees and expenses permitted to be paid out of the assets of the Company, as set out in the Prospectus and the Company's Articles of Incorporation.

Additional important information

The Emerging Markets Domestic Debt Fund is established for an unlimited period of time.

Legal structure:	Sub-fund of Morgan Stanley Investment Funds
Launch date:	28th February 2007
Total Net Assets:	USD 724.8 million (as of 31st December 2010)
Reference currency:	US Dollar (USD)

Appendix

To the Simplified Prospectus of Morgan Stanley Investment Funds

RELATING TO MORGAN STANLEY INVESTMENT FUNDS EURO BOND FUND

(the “Euro Bond Fund” or the “Fund”)

The information contained in this Appendix should be read in conjunction with the full text of the Simplified Prospectus

Investment objective and policy

The Euro Bond Fund’s investment objective is to provide an attractive rate of return, measured in Euro through investment in Euro denominated Fixed Income Securities of high quality issued by governments, agencies and corporations. Securities will be deemed to be high quality if at the time of purchase they are rated either “A-” or better by Standard & Poor’s Corporation (“S&P”) or “A3” or better by Moody’s Investors Service, Inc. (“Moody’s”), or similarly rated by another internationally recognised rating service or determined to be of similar creditworthiness by the Investment Adviser. The Fund may continue to invest in such securities that are downgraded after purchase but may not make additional purchases of such securities.

With a view to enhancing returns and/or as part of the investment strategy, the Fund may (in accordance with the investment powers and restrictions set out in Appendix A of the Prospectus) make use of exchange traded and over-the-counter options, futures and other derivatives for investment or efficient portfolio management (including hedging) purposes.

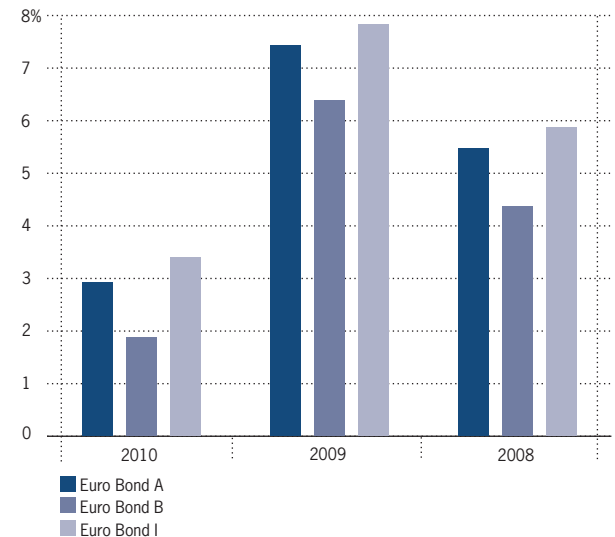
As the Fund will use financial derivative instruments, investors should refer to “Risk factors” below for special risk considerations applicable to derivatives.

Risk factors

If you are in any doubt about the risk factors relevant to an investment, you should consult your stockbroker, bank manager, solicitor, accountant or other financial adviser.

- Fixed-income securities are subject to credit risk, which is an issuer’s inability to meet principal and interest payments on the obligations, and may be subject to price volatility due to interest rate sensitivity.
- If so provided in its investment policy, a Fund may use derivative instruments such as options, warrants, swaps and/or futures. Such strategies may be unsuccessful and incur losses for the Fund. Derivatives also involve risks different from, and, in certain cases, greater than, the risks presented by more traditional investments. These risks relate specifically to market risks, management risk, credit risk, liquidity risk, the risk of mispricing or improper valuation of derivatives and the risk that derivatives may not correlate perfectly with underlying assets, interest rates and indices.

PERFORMANCE



	2010	2009	2008
Euro Bond A	2.91	7.42	5.47
Euro Bond B	1.87	6.38	4.37
Euro Bond I	3.39	7.83	5.86

The graph above shows past performance in Euro. Past performance is not necessarily a guide to the future performance results. Calculations are NAV to NAV and net of fees. Performance is shown for the last three full calendar years.

Profile of the typical investor

In light of the Euro Bond Fund’s investment objective it may be appropriate for investors who:

- Seek to invest in Fixed Income Securities.
- Seek capital appreciation over the long term.
- Seek income whether in the form of capital appreciation or distributions, as outlined in “Treatment of income”.
- Accept the risks associated with this type of investment, as set out in “Risk factors” above.

Appendix

To the Simplified Prospectus of Morgan Stanley Investment Funds

Commissions and expenses

Fees charged to the investor

Class:	Subscription Sales Charges:	Redemption: Contingent Deferred Sales Charge ("CDSC"):	Conversion Charges:
S/SD/SO/ SOX/SX	None	None	None
Z/ZD/ZH/ZHX/ ZO/ZOX/ZX	Up to 1.00%	None	None
I/ID/IH/IHX/IO/ IOX/IX	Up to 3.00%	None	None
A/AD/ADX/AH/ AHX/AO/AOX/ AX	Up to 4.00%	None	None
B/BD/BDX/BH/ BHX/BO/BOX/ BX	None	Time Period Since Subscription: 0-365 Days 4.00% 1-2 Years 3.00% 2-3 Years 2.00% 3-4 Years 1.00% 4 Years and thereafter None	CDSC: None
C/CD/CH/CHX/ CO/COX/CX	None	Time Period Since Subscription: 0-365 Days 1.00% and thereafter None	CDSC: None
N/ND/NH/NHX/ NO/NOX/NX	None	None	None

Please refer to the current Application Form for availability of share classes in your jurisdiction.

A CDSC may be assessed on an amount equal to the lesser of the initial purchase price of the Class B, BD, BDX, BH, BHX, BO, BOX, BX, C, CD, CH, CHX, CO, COX or CX Shares being redeemed or the current Net Asset Value of the Class B, BD, BDX, BH, BHX, BO, BOX, BX, C, CD, CH, CHX, CO, COX or CX Shares. Accordingly no CDSC will be imposed on increases in Net Asset Value above the initial purchase price. The amount of such fee depends upon the length of time for which the Class B, BD, BDX, BH, BHX, BO, BOX, BX, C, CD, CH, CHX, CO, COX or CX Shares have been held.

Fund's operating expenses charged directly to the Euro Bond Fund and reflected in the Net Asset Value:

	Classes A/AD/ ADX/AH/ AHX/AO/ AOX/AX	Classes B/BD/ BDX/BH/ BHX/BO/ BOX/BX	Classes C/CD/ CH/CHX/ CO/COX/ CX	Classes I/ID/ IH/IHX/ IO/IOX/ IX	Classes N/ND/ NH/NHX/ NO/NOX/ NX	Classes S/SD/ SO/SOX/ SX	Classes Z/ZD/ ZH/ZHX/ ZO/ZOX/ ZX
Investment							
Advisory Fee:	0.80%	0.80%	1.45%	0.45%	None	0.45%	0.45%
Distribution Fee:	None	1.00%	None	None	None	None	None
Shareholder Service Fee:	0.15%	0.15%	0.15%	0.08%	None	0.05%	0.08%

Where the Distributor and its affiliates invest on behalf of clients, or their clients invest directly into Class N, ND, NH, NHX, NO, NOX and NX Shares, such clients may pay to the Distributor or its affiliates, a base management fee, a performance fee or a mixture of both a base management fee and a performance fee.

Class S is available only for the Euro Bond Fund. If a Shareholder redeems or converts part of his Class S Shares so that the value of his holding is less than the minimum holding amount, the Company may, upon providing the shareholder with one month's notice, convert his remaining Class S Shares to another Share Class, which may be subject to higher fees. The Distributor has entered into an exclusive arrangement with one distributor for the distribution of Class S Shares. This means that Class S Shares will be available to investors only through that distributor. They will not be available to investors who subscribe for Shares directly to the Company, or via other distributors.

The Investment Advisory Fee, Distribution Fee and Shareholder Service Fee are all calculated based on the average daily net assets before deduction of any fees.

The Fund is subject to other fees and expenses which include, but are not limited to, custody, administration and transfer agency fees, legal and audit fees, printing expenses, costs of publication of the Net Asset Value (whether for regulatory purposes or otherwise) and other fees and expenses permitted to be paid out of the assets of the Company, as set out in the Prospectus and the Company's Articles of Incorporation.

Additional important information

The Euro Bond Fund is established for an unlimited period of time.

Legal structure:	Sub-fund of Morgan Stanley Investment Funds
Launch date:	September 1992 (This Fund was reconstructed in December 1998)
Total Net Assets:	EUR 810.2 million (as of 31st December 2010)
Reference currency:	Euro (EUR)

Appendix

To the Simplified Prospectus of Morgan Stanley Investment Funds

RELATING TO MORGAN STANLEY INVESTMENT FUNDS EURO CORPORATE BOND FUND

(the “Euro Corporate Bond Fund” or the “Fund”)

The information contained in this Appendix should be read in conjunction with the full text of the Simplified Prospectus

Investment objective and policy

The Euro Corporate Bond Fund’s investment objective is to provide an attractive rate of return, measured in Euro, primarily through investment in Euro denominated Fixed Income Securities of high quality issued by corporations and non government related issuers. Securities will be deemed to be high quality if at the time of purchase they are rated either BBB- or better by S&P or Baa3 or better by Moody’s or similarly rated by another internationally recognised rating service or determined to be of similar creditworthiness by the Investment Adviser. The Fund may continue to hold investments in such securities that are downgraded after purchase. In addition, the Fund may invest, on an ancillary basis, in securities which at the time of purchase are rated either lower than “BBB-” by S&P or “Baa3” by Moody’s or similarly by another internationally recognised rating service or determined to be of similar creditworthiness by the Investment Adviser. Investment in higher yielding securities is speculative as it generally entails increased credit and market risk. Such securities are subject to the risk of an issuer’s inability to meet principal and interest payments on its obligations (credit risk) and may also be subject to price volatility due to such factors as interest rate sensitivity, market perception of the creditworthiness of the issuer and general market liquidity. With a view to enhancing returns and/or as part of the investment strategy, the Fund may (in accordance with the investment powers and restrictions set out in Appendix A of the Prospectus) make use of exchange traded and over-the-counter options, futures and other derivatives for investment or efficient portfolio management (including hedging) purposes. **As the Fund will use financial derivative instruments, investors should refer to “Risk factors” below for special risk considerations applicable to derivatives.** The Fund may, on an ancillary basis, invest in other Fixed Income Securities and in Fixed Income Securities denominated in currencies other than the Euro. Techniques in accordance with Appendix A of the Prospectus – Investment Powers and Restrictions may be used to hedge non Euro exposure back to the Euro.

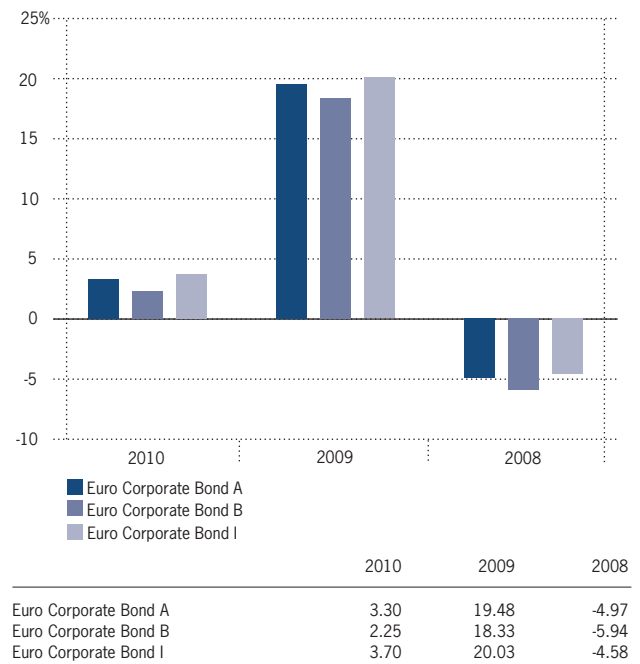
Risk factors

If you are in any doubt about the risk factors relevant to an investment, you should consult your stockbroker, bank manager, solicitor, accountant or other financial adviser.

- Fixed-income securities are subject to credit risk, which is an issuer’s inability to meet principal and interest payments on the obligations, and may be subject to price volatility due to interest rate sensitivity.

- If so provided in its investment policy, a Fund may use of derivative instruments such as options, warrants, swaps and/or futures. Such strategies may be unsuccessful and incur losses for the Fund. Derivatives also involve risks different from, and, in certain cases, greater than, the risks presented by more traditional investments. These risks relate specifically to market risks, management risk, credit risk, liquidity risk, the risk of mispricing or improper valuation of derivatives and the risk that derivatives may not correlate perfectly with underlying assets, interest rates and indices.

PERFORMANCE



The graph above shows past performance in Euro. Past performance is not necessarily a guide to the future performance results. Calculations are NAV to NAV and net of fees. Performance is shown for the last three full calendar years.

Profile of the typical investor

In light of the Euro Corporate Bond Fund’s investment objective it may be appropriate for investors who:

- Seek to invest in Fixed Income Securities.
- Seek capital appreciation over the long term.
- Seek income whether in the form of capital appreciation or distributions, as outlined in “Treatment of income”.
- Accept the risks associated with this type of investment, as set out in “Risk factors” above.

Appendix

To the Simplified Prospectus of Morgan Stanley Investment Funds

Commissions and expenses

Fees charged to the investor

Class:	Subscription Sales Charges:	Redemption: Contingent Deferred Sales Charge ("CDSC"):	Conversion Charges:
S/SD/SO/ SOX/SX	None	None	None
Z/ZD/ZH/ZHX/ ZO/ZOX/ZX	Up to 1.00%	None	None
I/ID/IH/IHX/IO/ IOX/IX	Up to 3.00%	None	None
A/AD/ADX/AH/ AHX/AO/AOX/ AX	Up to 4.00%	None	None
B/BD/BDX/BH/ BHX/BO/BOX/ BX	None	Time Period Since Subscription: 0-365 Days 4.00% 1-2 Years 3.00% 2-3 Years 2.00% 3-4 Years 1.00% 4 Years and thereafter None	CDSC: None
C/CD/CH/CHX/ CO/COX/CX	None	Time Period Since Subscription: 0-365 Days 1.00% and thereafter None	CDSC: None
N/ND/NH/NHX/ NO/NOX/NX	None	None	None

Please refer to the current Application Form for availability of share classes in your jurisdiction.

A CDSC may be assessed on an amount equal to the lesser of the initial purchase price of the Class B, BD, BDX, BH, BHX, BO, BOX, BX, C, CD, CH, CHX, CO, COX or CX Shares being redeemed or the current Net Asset Value of the Class B, BD, BDX, BH, BHX, BO, BOX, BX, C, CD, CH, CHX, CO, COX or CX Shares. Accordingly no CDSC will be imposed on increases in Net Asset Value above the initial purchase price. The amount of such fee depends upon the length of time for which the Class B, BD, BDX, BH, BHX, BO, BOX, BX, C, CD, CH, CHX, CO, COX or CX Shares have been held.

Fund's operating expenses charged directly to the Euro Corporate Bond Fund and reflected in the Net Asset Value:

	Classes A/AD/ ADX/AH/ AHX/AO/ AOX/AX	Classes B/BD/ BDX/BH/ BHX/BO/ BOX/BX	Classes C/CD/ CH/CHX/ CO/COX/ CX	Classes I/ID/ IH/IHX/ IO/IOX/ IX	Classes N/ND/ NH/NHX/ NO/NOX/ NX	Classes S/SD/ SO/SOX/ SX	Classes Z/ZD/ ZH/ZHX/ ZO/ZOX/ ZX
Investment Advisory Fee:	0.80%	0.80%	1.45%	0.45%	None	0.40%	0.45%
Distribution Fee:	None	1.00%	None	None	None	None	None
Shareholder Service Fee:	0.15%	0.15%	0.15%	0.08%	None	0.05%	0.08%

Where the Distributor and its affiliates invest on behalf of clients, or their clients invest directly into Class N, ND, NH, NHX, NO, NOX and NX Shares, such clients may pay to the Distributor or its affiliates, a base management fee, a performance fee or a mixture of both a base management fee and a performance fee.

The Investment Advisory Fee, Distribution Fee and Shareholder Service Fee are all calculated based on the average daily net assets before deduction of any fees.

The Fund is subject to other fees and expenses which include, but are not limited to, custody, administration and transfer agency fees, legal and audit fees, printing expenses, costs of publication of the Net Asset Value (whether for regulatory purposes or otherwise) and other fees and expenses permitted to be paid out of the assets of the Company, as set out in the Prospectus and the Company's Articles of Incorporation.

Additional important information

The Euro Corporate Bond Fund is established for an unlimited period of time.

Legal structure:	Sub-fund of Morgan Stanley Investment Funds
Launch date:	September 2001
Total Net Assets:	EUR 2,537.1 million (as of 31st December 2010)
Reference currency:	Euro (EUR)

Appendix

To the Simplified Prospectus of Morgan Stanley Investment Funds

RELATING TO MORGAN STANLEY INVESTMENT FUNDS EURO GOVERNMENT BOND FUND

(the “Euro Government Bond Fund” or the “Fund”)⁹

The information contained in this Appendix should be read in conjunction with the full text of the Simplified Prospectus

Investment objective and policy

The Euro Government Bond Fund’s investment objective is to provide an attractive rate of return, measured in Euro, through investment in Euro denominated debt securities (including inflation-linked debt securities) of high quality issued by a permissible issuer. For this purpose, a permissible issuer is (i) a Eurozone government; (ii) a government of a European Union Member State which is outside the Eurozone provided that the non-Eurozone government is rated AA-/Aa3/AA- or better by S&P, Moody’s or Fitch respectively, or similarly rated by another internationally recognised rating service; or (iii) the World Bank or the European Investment Bank; or (iv) any issuer which carries an explicit guarantee by one of the Eurozone governments or one of the non-Eurozone governments falling within (ii). The Fund may also place deposits with, and hold money market instruments of, commercial institutions for the purposes of short term cash management, provided that at the time of purchase (i) the amount placed on deposit with, and invested in money market instruments of, such commercial institutions does not exceed 2% of the Fund; and (ii) the commercial institution is rated either “A1” or better by Standard & Poor’s Corporation (“S&P”) or “P1” or better by Moody’s Investors Service, Inc. (“Moody’s”), or similarly rated by another internationally recognised rating service or determined to be of similar creditworthiness by the Investment Adviser. The Fund may remain invested in securities that are downgraded after purchase but may not make additional purchases of such securities.

With a view to enhancing returns and/or as part of the investment strategy, the Fund may (in accordance with the investment powers and restrictions set out in Appendix A of the Prospectus) make use of exchange traded and over-the-counter options, futures and other derivatives for investment or efficient portfolio management (including hedging) purposes. **As the Fund will use financial derivative instruments, investors should refer to “Risk factors” below for special risk considerations applicable to derivatives.**

Investors should also refer to “Risk factors” above for special risk considerations applicable to repurchase agreements.

Risk factors

If you are in any doubt about the risk factors relevant to an investment, you should consult your stockbroker, bank manager, solicitor, accountant or other financial adviser.

- Fixed-income securities are subject to credit risk, which is an issuer’s inability to meet principal and interest payments on the obligations, and may be subject to price volatility due to interest rate sensitivity.
- The Fund may use derivative instruments such as options, warrants, swaps and/or futures. Such strategies may be unsuccessful and incur losses for the Fund. Derivatives also involve risks different from, and, in certain cases, greater than, the risks presented by more traditional investments.

These risks relate specifically to market risks, management risk, credit risk, liquidity risk, the risk of mispricing or improper valuation of derivatives and the risk that derivatives may not correlate perfectly with underlying assets, interest rates and indices.

- The Fund may enter into repurchase transactions, please refer to the “Risk factors” above.

PERFORMANCE

Not yet available.

Profile of the typical investor

In light of the Euro Government Bond Fund’s investment objective it may be appropriate for investors who:

- Seek to invest in Fixed Income Securities.
- Seek capital appreciation over the long term.
- Seek income whether in the form of capital appreciation or distributions, as outlined in “Treatment of income”.
- Accept the risks associated with this type of investment, as set out in “Risk factors” above.

⁹ The Euro Government Bond Fund is not available for subscription at the date of the Prospectus. The Fund may be launched at the Directors’ discretion, at which time, confirmation of the launch of the Euro Government Bond Fund will be made available at the registered office of the Company.

Appendix

To the Simplified Prospectus of Morgan Stanley Investment Funds

Commissions and expenses

Fees charged to the investor

Class:	Subscription Sales Charges:	Redemption: Contingent Deferred Sales Charge ("CDSC"):	Conversion Charges:
S/SD/SO/ SOX/SX	None	None	None
Z/ZD/ZH/ZHX/ ZO/ZOX/ZX	Up to 1.00%	None	None
I/ID/IH/IHX/IO/ IOX/IX	Up to 3.00%	None	None
A/AD/ADX/AH/ AHX/AO/AOX/ AX	Up to 4.00%	None	None
B/BD/BDX/BH/ BHX/BO/BOX/ BX	None	Time Period Since Subscription: 0-365 Days 4.00% 1-2 Years 3.00% 2-3 Years 2.00% 3-4 Years 1.00% 4 Years and thereafter None	CDSC: None
C/CD/CH/CHX/ CO/COX/CX	None	Time Period Since Subscription: 0-365 Days 1.00% and thereafter None	CDSC: None
N/ND/NH/NHX/ NO/NOX/NX	None	None	None

Please refer to the current Application Form for availability of share classes in your jurisdiction.

A CDSC may be assessed on an amount equal to the lesser of the initial purchase price of the Class B, BD, BDX, BH, BHX, BO, BOX, BX, C, CD, CH, CHX, CO, COX or CX Shares being redeemed or the current Net Asset Value of the Class B, BD, BDX, BH, BHX, BO, BOX, BX, C, CD, CH, CHX, CO, COX or CX Shares.

Accordingly no CDSC will be imposed on increases in Net Asset Value above the initial purchase price. The amount of such fee depends upon the length of time for which the Class B, BD, BDX, BH, BHX, BO, BOX, BX, C, CD, CH, CHX, CO, COX or CX Shares have been held.

Fund's operating expenses charged directly to the Euro Government Bond Fund and reflected in the Net Asset Value:

	Classes A/AD/ADX/AH/AHX/AO/AOX/AX	Classes B/BD/BDX/BH/BHX/BO/BOX/BX	Classes C/CD/CH/CHX/CO/COX/CX	Classes I/ID/IH/IHX/IO/IOX/IX	Classes N/ND/NH/NHX/NO/NOX/NX	Classes S/SD/SO/SOX/SX	Classes Z/ZD/ZH/ZHX/ZO/ZOX/ZX
Investment							
Advisory Fee:	0.60%	0.60%	1.25%	0.25%	None	0.20%	0.25%
Distribution Fee:	None	1.00%	None	None	None	None	None
Shareholder Service Fee:	0.15%	0.15%	0.15%	0.08%	None	0.05%	0.08%

Where the Distributor and its affiliates invest on behalf of clients, or their clients invest directly into Class N, ND, NH, NHX, NO, NOX and NX Shares, such clients may pay to the Distributor or its affiliates, a base management fee, a performance fee or a mixture of both a base management fee and a performance fee.

The Investment Advisory Fee, Distribution Fee and Shareholder Service Fee are all calculated based on the average daily net assets before deduction of any fees.

The Fund is subject to other fees and expenses which include, but are not limited to, custody, administration and transfer agency fees, legal and audit fees, printing expenses, costs of publication of the Net Asset Value (whether for regulatory purposes or otherwise) and other fees and expenses permitted to be paid out of the assets of the Company, as set out in the Prospectus and the Company's Articles of Incorporation.

Additional important information

The Euro Government Bond Fund is established for an unlimited period of time.

Legal structure:	Sub-fund of Morgan Stanley Investment Funds
Launch date:	To be determined
Total Net Assets:	EUR 0 (as of 31st December 2010)
Reference currency:	Euro (EUR)

Appendix

To the Simplified Prospectus of Morgan Stanley Investment Funds

RELATING TO MORGAN STANLEY INVESTMENT FUNDS EURO SELECT CREDIT FUND

(the “Euro Select Credit Fund” or the “Fund”)¹⁰

The information contained in this Appendix should be read in conjunction with the full text of the Simplified Prospectus

Investment objective and policy

The Euro Select Credit Fund’s investment objective is to provide an attractive rate of return, measured in Euro.

The Fund will invest principally in Euro-denominated Fixed Income Securities issued by entities which are deemed to have systemic importance in one or more developed markets. The Fund will invest in investment grade Fixed Income Securities which are issued or guaranteed by Governments, or issued by corporate issuers. The Fixed Income Securities in which the Fund invests will have varying maturities. The Fund may, on an ancillary basis, invest in Fixed Income Securities which are denominated in currencies other than Euro, as well as cash, cash equivalents and money market funds.

The Fund may invest in securities which at the time of purchase are rated no lower than either “A-” by S&P or “A3” by Moody’s or similarly by another internationally recognised rating service or determined to be of similar creditworthiness by the Investment Adviser. The Fund may continue to hold investments in securities that are downgraded to ratings below this level after purchase.

Risk factors

If you are in any doubt about the risk factors relevant to an investment, you should consult your stockbroker, bank manager, solicitor, accountant or other financial adviser.

- Fixed-income securities are subject to credit risk, which is an issuer’s inability to meet principal and interest payments on the obligations, and may be subject to price volatility due to interest rate sensitivity.
- The Fund may use derivative instruments such as options, warrants, swaps and/or futures. Such strategies may be unsuccessful and incur losses for the Fund. Derivatives also involve risks different from, and, in certain cases, greater than, the risks presented by more traditional investments. These risks relate specifically to market risks, management risk, credit risk, liquidity risk, the risk of mispricing or improper valuation of derivatives and the risk that derivatives may not correlate perfectly with underlying assets, interest rates and indices.
- The Fund may enter into securities lending and repurchase transactions, please refer to the “Risk factors” above.

¹⁰ The Euro Select Credit Fund is not available for subscription at the date of the Simplified Prospectus. The Fund may be launched at the Directors’ discretion, at which time, confirmation of the launch of the Euro Select Credit Fund will be made available at the registered office of the Company.

PERFORMANCE

Not yet available.

Profile of the typical investor

In light of the Euro Select Credit Fund’s investment objective it may be appropriate for investors who:

- Seek to invest in Fixed Income Securities.
- Seek capital appreciation over the long term.
- Seek income whether in the form of capital appreciation or distributions, as outlined in “Treatment of income”.
- Accept the risks associated with this type of investment, as set out in “Risk factors” above.

Commissions and expenses

Fees charged to the investor

Class:	Subscription Sales Charges:	Redemption: Contingent Deferred Sales Charge (“CDSC”):	Conversion Charges:
S/SD/SO/ SOX/SX	None	None	None
Z/ZD/ZH/ZHX/ ZO/ZOX/ZX	Up to 1.00%	None	None
V/VD/VH/VHX/VO/ VOX/VOX	Up to 3.00%	None	None
A/AD/ADH/AH/ AHX/AO/AOX/ AX	Up to 4.00%	None	None
B/BD/BDX/BH/ BHX/BO/BOX/ BX	None	Time Period Since Subscription: 0-365 Days 4.00% 1-2 Years 3.00% 2-3 Years 2.00% 3-4 Years 1.00% 4 Years and thereafter None	None
C/CD/CH/CHX/ CO/COX/CX	None	Time Period Since Subscription: 0-365 Days 1.00% and thereafter None	None
N/ND/NH/NHX/ NO/NOX/NX	None	None	None

Please refer to the current Application Form for availability of share classes in your jurisdiction.

A CDSC may be assessed on an amount equal to the lesser of the initial purchase price of the Class B, BD, BDX, BH, BHX, BO, BOX, BX, C, CD, CH, CHX, CO, COX or CX Shares being redeemed or the current Net Asset Value of the Class B, BD, BDX, BH, BHX, BO, BOX, BX, C, CD, CH, CHX, CO, COX or CX Shares. Accordingly no CDSC will be imposed on increases in Net Asset Value above the initial purchase price. The amount of such fee depends upon the length of time for which the Class B, BD, BDX,

Appendix

To the Simplified Prospectus of Morgan Stanley Investment Funds

BH, BHX, BO, BOX, BX, C, CD, CH, CHX, CO, COX or CX Shares have been held.

Fund's operating expenses charged directly to the Euro Select Credit Fund and reflected in the Net Asset Value:

	Classes A/AD/ ADX/AH/ AHX/AO/ AOX/AX	Classes B/BD/ BDX/BH/ BHX/BO/ BOX/BX	Classes C/CD/ CH/CHX/ CO/COX/ CX	Classes I/ID/ IH/IHX/ IO/IOX/ IX	Classes N/ND/ NH/NHX/ NO/NOX/ NX	Classes S/SD/ SO/SOX/ SX	Classes Z/ZD/ ZH/ZHX/ ZO/ZOX/ ZX
Investment Advisory Fee:	0.80%	0.80%	1.45%	0.45%	None	0.35%	0.45%
Distribution Fee:	None	1.00%	None	None	None	None	None
Shareholder Service Fee:	0.15%	0.15%	0.15%	0.08%	None	0.05%	0.08%

Where the Distributor and its affiliates invest on behalf of clients, or their clients invest directly into Class N, ND, NH, NHX, NO, NOX and NX Shares, such clients may pay to the Distributor or its affiliates, a base management fee, a performance fee or a mixture of both a base management fee and a performance fee.

The Investment Advisory Fee, Distribution Fee and Shareholder Service Fee are all calculated based on the average daily net assets before deduction of any fees.

The Fund is subject to other fees and expenses which include, but are not limited to, custody, administration and transfer agency fees, legal and audit fees, printing expenses, costs of publication of the Net Asset Value (whether for regulatory purposes or otherwise) and other fees and expenses permitted to be paid out of the assets of the Company, as set out in the Prospectus and the Company's Articles of Incorporation.

Additional important information

The Euro Select Credit Fund is established for an unlimited period of time.

Legal structure:	Sub-fund of Morgan Stanley Investment Funds
Launch date:	To be determined
Total Net Assets:	EUR 0 (as of 31st December 2010)
Reference currency:	Euro (EUR)

Appendix

To the Simplified Prospectus of Morgan Stanley Investment Funds

RELATING TO MORGAN STANLEY INVESTMENT FUNDS EURO STRATEGIC BOND FUND

(the “Euro Strategic Bond Fund” or the “Fund”)

The information contained in this Appendix should be read in conjunction with the full text of the Simplified Prospectus

Investment objective and policy

The Euro Strategic Bond Fund’s investment objective is to provide an attractive rate of return, measured in Euro, through market, instrument and currency selection. The Fund consists of Fixed Income Securities of varying maturities denominated primarily in the Euro and other European currencies which are probable candidates for joining the Economic and Monetary Union at a later date. The Fund may, on an ancillary basis, invest in other Fixed Income Securities denominated in other currencies, including emerging markets Fixed Income Securities.

With a view to enhancing returns and/or as part of the investment strategy, the Fund may (in accordance with the investment powers and restrictions set out in Appendix A of the Prospectus) make use of exchange traded and over-the-counter options, futures and other derivatives for investment or efficient portfolio management (including hedging) purposes.

As the Fund will use financial derivative instruments, investors should refer to “Risk factors” below for special risk considerations applicable to emerging markets and derivatives.

The Fund may invest in securities which at the time of purchase are rated either lower than “BBB-” by S&P or “Baa3” by Moody’s or similarly by another internationally recognised rating service or determined to be of similar creditworthiness by the Investment Adviser. Investment in higher yielding securities is speculative as it generally entails increased credit and market risk. Such securities are subject to the risk of an issuer’s inability to meet principal and interest payments on its obligations (credit risk) and may also be subject to price volatility due to such factors as interest rate sensitivity, market perception of the creditworthiness of the issuer and general market liquidity.

Risk factors

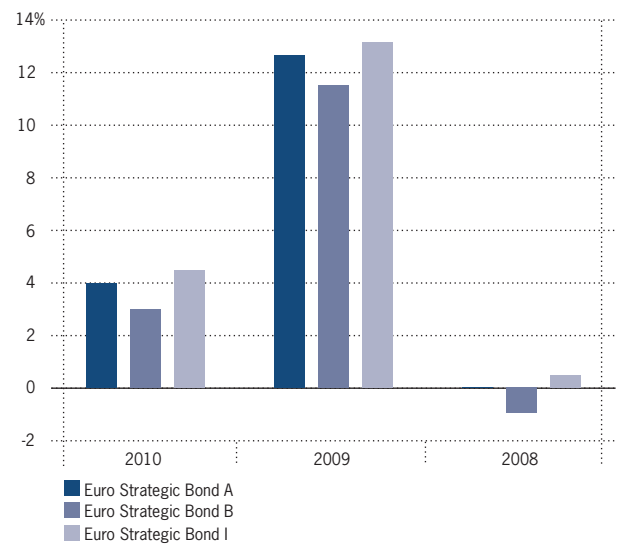
If you are in any doubt about the risk factors relevant to an investment, you should consult your stockbroker, bank manager, solicitor, accountant or other financial adviser.

- Fixed-income securities are subject to credit risk, which is an issuer’s inability to meet principal and interest payments on the obligations, and may be subject to price volatility due to interest rate sensitivity.
- Emerging country securities involve greater risk than those associated with developed countries including greater currency risk, economic and political risk, settlement risk, price volatility

and may have debt unrated by internationally recognized credit rating organisations.

- If so provided in its investment policy, a Fund may use of derivative instruments such as options, warrants, swaps and/or futures. Such strategies may be unsuccessful and incur losses for the Fund. Derivatives also involve risks different from, and, in certain cases, greater than, the risks presented by more traditional investments. These risks relate specifically to market risks, management risk, credit risk, liquidity risk, the risk of mispricing or improper valuation of derivatives and the risk that derivatives may not correlate perfectly with underlying assets, interest rates and indices.

PERFORMANCE



	2010	2009	2008
Euro Strategic Bond A	3.99	12.65	0.03
Euro Strategic Bond B	2.97	11.51	-0.97
Euro Strategic Bond I	4.45	13.13	0.47

The graph above shows past performance in Euro. Past performance is not necessarily a guide to the future performance results. Calculations are NAV to NAV and net of fees. Performance is shown for the last three full calendar years.

Profile of the typical investor

In light of the Euro Strategic Bond Fund’s investment objective it may be appropriate for investors who:

- Seek to invest in Fixed Income Securities.
- Seek capital appreciation over the long term.
- Seek income whether in the form of capital appreciation or distributions, as outlined in “Treatment of income”.
- Accept the risks associated with this type of investment, as set out in “Risk factors” above.

Appendix

To the Simplified Prospectus of Morgan Stanley Investment Funds

Commissions and expenses

Fees charged to the investor

Class:	Subscription Sales Charges:	Redemption: Contingent Deferred Sales Charge ("CDSC"):	Conversion Charges:
S/SD/SO/ SOX/SX	None	None	None
Z/ZD/ZH/ZHX/ ZO/ZOX/ZX	Up to 1.00%	None	None
I/ID/IH/IHX/IO/ IOX/IX	Up to 3.00%	None	None
A/AD/ADX/AH/ AHX/AO/AOX/ AX	Up to 4.00%	None	None
B/BD/BDX/BH/ BHX/BO/BOX/ BX	None	Time Period Since Subscription: 0-365 Days 4.00% 1-2 Years 3.00% 2-3 Years 2.00% 3-4 Years 1.00% 4 Years and thereafter None	CDSC: None
C/CD/CH/CHX/ CO/COX/CX	None	Time Period Since Subscription: 0-365 Days and thereafter 1.00% None	CDSC: None
N/ND/NH/NHX/ NO/NOX/NX	None	None	None

Please refer to the current Application Form for availability of share classes in your jurisdiction.

A CDSC may be assessed on an amount equal to the lesser of the initial purchase price of the Class B, BD, BDX, BH, BHX, BO, BOX, BX, C, CD, CH, CHX, CO, COX or CX Shares being redeemed or the current Net Asset Value of the Class B, BD, BDX, BH, BHX, BO, BOX BX, C, CD, CH, CHX, CO, COX or CX Shares. Accordingly no CDSC will be imposed on increases in Net Asset Value above the initial purchase price. The amount of such fee depends upon the length of time for which the Class B, BD, BDX, BH, BHX, BO, BOX, BX, C, CD, CH, CHX, CO, COX or CX Shares have been held.

Fund's operating expenses charged directly to the Euro Strategic Bond Fund and reflected in the Net Asset Value:

	Classes A/AD/ADX/AH/AHX/AO/AOX/AOX/AX	Classes B/BD/BDX/BH/BHX/BO/BOX/BX	Classes C/CD/CH/CHX/CO/COX/CX	Classes I/ID/IH/IHX/IO/IOX/IX	Classes N/ND/NH/NHX/NO/NOX/NX	Classes S/SD/SO/SOX/SX	Classes Z/ZD/ZH/ZHX/ZO/ZOX/ZX
Investment							
Advisory Fee:	0.80%	0.80%	1.45%	0.45%	None	0.35%	0.45%
Distribution Fee:	None	1.00%	None	None	None	None	None
Shareholder Service Fee:	0.15%	0.15%	0.15%	0.08%	None	0.05%	0.08%

Where the Distributor and its affiliates invest on behalf of clients, or their clients invest directly into Class N, ND, NH, NHX, NO, NOX and NX Shares, such clients may pay to the Distributor or its affiliates, a base management fee, a performance fee or a mixture of both a base management fee and a performance fee.

The Investment Advisory Fee, Distribution Fee and Shareholder Service Fee are all calculated based on the average daily net assets before deduction of any fees.

The Fund is subject to other fees and expenses which include, but are not limited to, custody, administration and transfer agency fees, legal and audit fees, printing expenses, costs of publication of the Net Asset Value (whether for regulatory purposes or otherwise) and other fees and expenses permitted to be paid out of the assets of the Company, as set out in the Prospectus and the Company's Articles of Incorporation.

Additional important information

The Euro Strategic Bond Fund is established for an unlimited period of time.

Legal structure:	Sub-fund of Morgan Stanley Investment Funds
Launch date:	February 1991
Total Net Assets:	EUR 259.0 million (as of 31st December 2010)
Reference currency:	Euro (EUR)

Appendix

To the Simplified Prospectus of Morgan Stanley Investment Funds

RELATING TO MORGAN STANLEY INVESTMENT FUNDS EUROPEAN CURRENCIES HIGH YIELD BOND FUND

(the “European Currencies High Yield Bond Fund” or the “Fund”)

The information contained in this Appendix should be read in conjunction with the full text of the Simplified Prospectus

Investment objective and policy

The European Currencies High Yield Bond Fund’s investment objective is to provide an attractive rate of return, measured in Euro, through investments worldwide primarily in lower rated and unrated Fixed Income Securities issued by governments, agencies and corporations that offer a yield above that generally available on debt securities in the four highest rating categories of S&P or Moody’s denominated in European currencies. These investments may include Fixed Income Securities issued by non-European issuers and such securities issued in emerging markets. The Fund may on an ancillary basis invest in non-European currency denominated Fixed Income Securities. **Investors should refer to “Risk factors” below for special risk considerations applicable to emerging markets.** In order to optimize European currency exposure, the Fund may use techniques to hedge the non-European currency exposure back to the Euro and may on an ancillary basis use futures contracts to create synthetic European currency high yield Fixed Income Securities within the limits set forth in Appendix A of the Prospectus – Investment Powers and Restrictions. **Investors should refer to “Risk factors” below for special risk considerations applicable to transactions in futures.** Investment in higher yielding securities is speculative as it generally entails increased credit and market risk; such securities are subject to the risk of an issuer’s inability to meet principal and interest payments on its obligations (credit risk) and may also be subject to price volatility due to such factors as interest rate sensitivity, market perception of the creditworthiness of the issuer and general market liquidity. In selecting securities, the Fund will consider, among other things, the price of the security and the issuer’s financial history, condition, management and prospects. The Fund will endeavour to mitigate the risks associated with high yield securities, by diversifying its holdings by issuer, industry and credit quality.

With a view to enhancing returns and/or as part of the investment strategy, the Fund may (in accordance with the investment powers and restrictions set out in Appendix A of the Prospectus) make use of exchange traded and over-the-counter options, futures and other derivatives for investment or efficient portfolio management (including hedging) purposes.

As the Fund will use financial derivative instruments investors should refer to “Risk factors” below for special risk considerations applicable to derivatives.

Risk factors

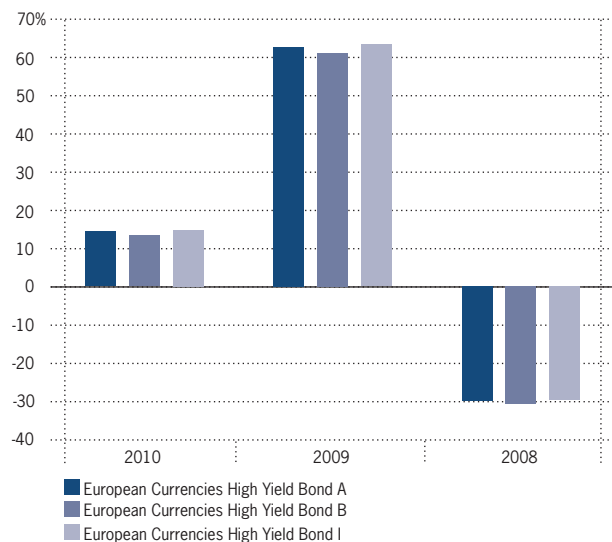
If you are in any doubt about the risk factors relevant to an investment, you should consult your stockbroker, bank manager, solicitor, accountant or other financial adviser.

- Fixed-income securities are subject to credit risk, which is an issuer’s inability to meet principal and interest payments on the obligations, and may be subject to price volatility due to interest rate sensitivity.
- Emerging country securities involve greater risk than those associated with developed countries including greater currency risk, economic and political risk, settlement risk, price volatility and may have debt unrated by internationally recognized credit rating organisations.
- The European Currencies High Yield Bond Fund may invest in securities rated below investment grade, which present greater risk of loss to principal and interest than higher-quality securities.
- Participation in the futures markets involves investment risks and transaction costs to which the European Currencies High Yield Bond Fund would not be subject if the European Currencies High Yield Bond Fund did not use this strategy.
- If so provided in its investment policy, a Fund may use derivative instruments such as options, warrants, swaps and/or futures. Such strategies may be unsuccessful and incur losses for the Fund. Derivatives also involve risks different from, and, in certain cases, greater than, the risks presented by more traditional investments. The risks relate specifically to markets risks, management risk, credit risk, liquidity risk, the risk of mispricing or improper valuation of derivatives and the risk that derivatives may not correlate perfectly with underlying assets, interest rates and indices.

Appendix

To the Simplified Prospectus of Morgan Stanley Investment Funds

PERFORMANCE



	2010	2009	2008
European Currencies High Yield Bond A	14.33	62.53	-29.91
European Currencies High Yield Bond B	13.25	60.92	-30.59
European Currencies High Yield Bond I	14.78	63.25	-29.60

The graph above shows past performance in Euro. Past performance is not necessarily a guide to the future performance results. Calculations are NAV to NAV and net of fees. Performance is shown for the last three full calendar years.

Profile of the typical investor

In light of the European Currencies High Yield Bond Fund's investment objective it may be appropriate for investors who:

- Seek to invest in Fixed Income Securities.
- Seek capital appreciation over the long term.
- Seek income whether in the form of capital appreciation or distributions, as outlined in "Treatment of income".
- Accept the risks associated with this type of investment, as set out in "Risk factors" above.

Commissions and expenses

Fees charged to the investor

Class:	Subscription Sales Charges:	Redemption: Contingent Deferred Sales Charge ("CDSC"):	Conversion Charges:
S/SD/SO/ SOX/SX	None	None	None
Z/ZD/ZH/ZHX/ ZO/ZOX/ZX	Up to 1.00%	None	None
I/ID/IH/IHX/IO/ IOX/IX	Up to 3.00%	None	None
A/AD/ADX/AH/ AHX/AO/AOX/ AX	Up to 4.00%	None	None
B/BD/BDX/BH/ BHX/BO/BOX/ BX	None	Time Period Since Subscription: 0-365 Days 4.00% 1-2 Years 3.00% 2-3 Years 2.00% 3-4 Years 1.00% 4 Years and thereafter None	CDSC: None
C/CD/CH/CHX/ CO/COX/CX	None	Time Period Since Subscription: 0-365 Days 1.00% and thereafter None	CDSC: None
N/ND/NH/NHX/ NO/NOX/NX	None	None	None

Please refer to the current Application Form for availability of share classes in your jurisdiction.

A CDSC may be assessed on an amount equal to the lesser of the initial purchase price of the Class B, BD, BDX, BH, BHX, BO, BOX, BX, C, CD, CH, CHX, CO, COX or CX Shares being redeemed or the current Net Asset Value of the Class B, BD, BDX, BH, BHX, BO, BOX, BX, C, CD, CH, CHX, CO, COX or CX Shares. Accordingly no CDSC will be imposed on increases in Net Asset Value above the initial purchase price. The amount of such fee depends upon the length of time for which the Class B, BD, BDX, BH, BHX, BO, BOX, BX, C, CD, CH, CHX, CO, COX or CX Shares have been held.

Fund's operating expenses charged directly to the European Currencies High Yield Bond Fund and reflected in the Net Asset Value:

Classes	Classes	Classes	Classes	Classes	Classes	Classes
A/AD/ ADX/AH/ AHX/AO/ AOX/AX	B/BD/ BDX/BH/ BHX/BO/ BOX/BX	C/CD/ CH/CHX/ CO/COX/ CX	I/ID/ IH/IHX/ IO/IOX/ IX	N/ND/ NH/NHX/ NO/NOX/ NX	S/SD/ SO/SOX/ SX	Z/ZD/ ZH/ZHX/ ZO/ZOX/ ZX
Investment						
Advisory Fee:	0.85%	0.85%	1.50%	0.50%	None	0.45%
Distribution Fee:	None	1.00%	None	None	None	None
Shareholder						
Service Fee:	0.15%	0.15%	0.15%	0.08%	None	0.05%
						0.08%

Appendix

To the Simplified Prospectus of Morgan Stanley Investment Funds

Where the Distributor and its affiliates invest on behalf of clients, or their clients invest directly into Class N, ND, NH, NHX, NO, NOX and NX Shares, such clients may pay to the Distributor or its affiliates, a base management fee, a performance fee or a mixture of both a base management fee and a performance fee.

The Investment Advisory Fee, Distribution Fee and Shareholder Service Fee are all calculated based on the average daily net assets before deduction of any fees.

The Fund is subject to other fees and expenses which include, but are not limited to, custody, administration and transfer agency fees, legal and audit fees, printing expenses, costs of publication of the Net Asset Value (whether for regulatory purposes or otherwise) and other fees and expenses permitted to be paid out of the assets of the Company, as set out in the Prospectus and the Company's Articles of Incorporation.

Additional important information

The European Currencies High Yield Bond Fund is established for an unlimited period of time.

Legal structure:	Sub-fund of Morgan Stanley Investment Funds
Launch date:	May 1997 (This Fund was reconstructed in December 1998)
Total Net Assets:	EUR 303.7 million (as of 31st December 2010)
Reference currency:	Euro (EUR)

Appendix

To the Simplified Prospectus of Morgan Stanley Investment Funds

RELATING TO MORGAN STANLEY INVESTMENT FUNDS GLOBAL BOND FUND

(the “Global Bond Fund” or the “Fund”)

The information contained in this Appendix should be read in conjunction with the full text of the Simplified Prospectus

Investment objective and policy

The Global Bond Fund’s investment objective is to provide an attractive rate of return, measured in US Dollars, through market, instrument and currency selection. The Fund consists of domestic, international and Euromarket Fixed Income Securities of varying maturities denominated in US Dollars and other currencies, including emerging markets.

With a view to enhancing returns and/or as part of the investment strategy, the Fund may (in accordance with the investment powers and restrictions set out in Appendix A of the Prospectus) make use of exchange traded and over-the-counter options, futures and other derivatives for investment or efficient portfolio management (including hedging) purposes. **As the Fund will use financial derivative instruments, investors should refer to “Risk factors” below for special risk considerations applicable to emerging markets and derivatives.**

Securities will be deemed to be suitable for investment if at the time of purchase they are rated either “BBB-” or better by S&P or “Baa3” or better by Moody’s, or similarly rated by another internationally recognised rating service or determined to be of similar creditworthiness by the Investment Adviser. The Fund may continue to hold investments in such securities that are downgraded after purchase.

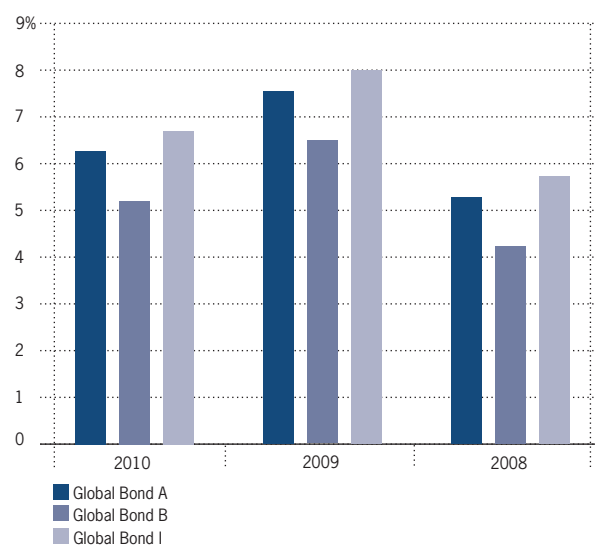
In addition, the Fund may invest, up to 10% of its Net Asset Value, in securities which at the time of purchase are rated either lower than “BBB-” by S&P or “Baa3” by either Moody’s or similarly by another internationally recognised rating service or determined to be of similar creditworthiness by the Investment Adviser. Investment in higher yielding securities is speculative as it generally entails increased credit and market risk. Such securities are subject to the risk of an issuer’s inability to meet principal and interest payments on its obligations (credit risk) and may also be subject to price volatility due to such factors as interest rate sensitivity, market perception of the creditworthiness of the issuer and general market liquidity.

Risk factors

If you are in any doubt about the risk factors relevant to an investment, you should consult your stockbroker, bank manager, solicitor, accountant or other financial adviser.

- Fixed-income securities are subject to credit risk, which is an issuer’s inability to meet principal and interest payments on the obligations, and may be subject to price volatility due to interest rate sensitivity.
- Emerging country securities involve greater risk than those associated with developed countries including greater currency risk, economic and political risk, settlement risk, price volatility and may have debt unrated by internationally recognized credit rating organisations.
- If so provided in its investment policy, a Fund may use derivative instruments such as options, warrants, swaps and/or futures. Such strategies may be unsuccessful and incur losses for the Fund. Derivatives also involve risks different from, and, in certain cases, greater than, the risks presented by more traditional investments. The risks relate specifically to markets risks, management risk, credit risk, liquidity risk, the risk of mispricing or improper valuation of derivatives and the risk that derivatives may not correlate perfectly with underlying assets, interest rates and indices.

PERFORMANCE



	2010	2009	2008
Global Bond A	6.28	7.53	5.27
Global Bond B	5.20	6.48	4.23
Global Bond I	6.71	7.99	5.72

The graph above shows past performance in US Dollar. Past performance is not necessarily a guide to the future performance results. Calculations are NAV to NAV and net of fees. Performance is shown for the last three full calendar years.

Appendix

To the Simplified Prospectus of Morgan Stanley Investment Funds

Profile of the typical investor

In light of the Global Bond Fund's investment objective it may be appropriate for investors who:

- Seek to invest in Fixed Income Securities.
- Seek capital appreciation over the long term.
- Seek income whether in the form of capital appreciation or distributions, as outlined in "Treatment of income".
- Accept the risks associated with this type of investment, as set out in "Risk factors" above.

Commissions and expenses

Fees charged to the investor

Class:	Subscription Sales Charges:	Redemption: Contingent Deferred Sales Charge ("CDSC"):	Conversion Charges:
S/SD/SO/ SOX/SX	None	None	None
Z/ZD/ZH/ZHX/ ZO/ZOX/ZX	Up to 1.00%	None	None
I/ID/IH/IHX/IO/ IOX/IX	Up to 3.00%	None	None
A/AD/ADX/AH/ AHX/AO/AOX/ AX	Up to 4.00%	None	None
B/BD/BDX/BH/ BHX/BO/BOX/ BX	None	Time Period Since Subscription: 0-365 Days 4.00% 1-2 Years 3.00% 2-3 Years 2.00% 3-4 Years 1.00% 4 Years and thereafter None	CDSC: None
C/CD/CH/CHX/ CO/COX/CX	None	Time Period Since Subscription: 0-365 Days and thereafter 1.00% None	CDSC: None
N/ND/NH/NHX/ NO/NOX/NX	None	None	None

Please refer to the current Application Form for availability of share classes in your jurisdiction.

A CDSC may be assessed on an amount equal to the lesser of the initial purchase price of the Class B, BD, BDX, BH, BHX, BO, BOX, BX, C, CD, CH, CHX, CO, COX or CX Shares being redeemed or the current Net Asset Value of the Class B, BD, BDX, BH, BHX, BO, BOX, BX, C, CD, CH, CHX, CO, COX or CX Shares. Accordingly no CDSC will be imposed on increases in Net Asset Value above the initial purchase price. The amount of such fee depends upon the length of time for which the Class B, BD, BDX, BH, BHX, BO, BOX, BX, C, CD, CH, CHX, CO, COX or CX Shares have been held.

Fund's operating expenses charged directly to the Global Bond Fund and reflected in the Net Asset Value:

	Classes A/AD/ADX/AH/AHX/AO/AOX/AX	Classes B/BD/BDX/BH/BHX/BO/BOX/BX	Classes C/CD/CH/CHX/CO/COX/CX	Classes I/ID/IH/IHX/IO/IOX/IX	Classes N/ND/NH/NHX/NO/NOX/NX	Classes S/SD/SO/SOX/SX	Classes Z/ZD/ZH/ZHX/ZO/ZOX/ZX
Investment							
Advisory Fee:	0.80%	0.80%	1.45%	0.45%	None	0.35%	0.45%
Distribution Fee:	None	1.00%	None	None	None	None	None
Shareholder Service Fee:	0.15%	0.15%	0.15%	0.08%	None	0.05%	0.08%

Where the Distributor and its affiliates invest on behalf of clients, or their clients invest directly into Class N, ND, NH, NHX, NO, NOX and NX Shares, such clients may pay to the Distributor or its affiliates, a base management fee, a performance fee or a mixture of both a base management fee and a performance fee.

The Investment Advisory Fee, Distribution Fee and Shareholder Service Fee are all calculated based on the average daily net assets before deduction of any fees.

The Fund is subject to other fees and expenses which include, but are not limited to, custody, administration and transfer agency fees, legal and audit fees, printing expenses, costs of publication of the Net Asset Value (whether for regulatory purposes or otherwise) and other fees and expenses permitted to be paid out of the assets of the Company, as set out in the Prospectus and the Company's Articles of Incorporation.

Additional important information

The Global Bond Fund is established for an unlimited period of time.

Legal structure:	Sub-fund of Morgan Stanley Investment Funds
Launch date:	November 1989
Total Net Assets:	USD 257.0 million (as of 31st December 2010)
Reference currency:	US Dollar (USD)

Appendix

To the Simplified Prospectus of Morgan Stanley Investment Funds

RELATING TO MORGAN STANLEY INVESTMENT FUNDS GLOBAL CONVERTIBLE BOND FUND

(the “Global Convertible Bond Fund” or the “Fund”)

The information contained in this Appendix should be read in conjunction with the full text of the Simplified Prospectus

Investment objective and policy

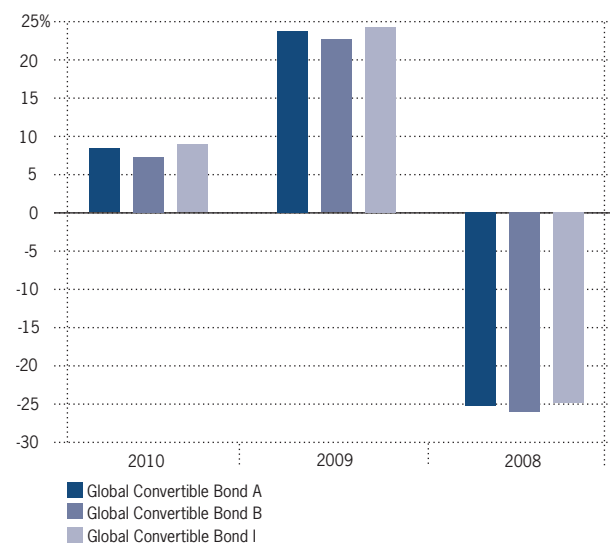
The Global Convertible Bond Fund’s investment objective is to seek long term capital appreciation, measured in US Dollars, through investment primarily in convertible bonds issued by companies organised or operating in either the developed or emerging markets which will be denominated in global currencies. With a view to enhancing returns and/or as part of the investment strategy, the Fund may (in accordance with the investment powers and restrictions set out in Appendix A of the Prospectus) make use of exchange traded and over-the-counter options, futures and other derivatives for investment or efficient portfolio management (including hedging) purposes. **As the Fund will use financial derivative instruments, investors should refer to “Risk factors” below for special risk considerations applicable to emerging markets and derivatives.** The Fund may, on an ancillary basis, invest in other Fixed Income Securities as well as a combination of equities and warrants on transferable securities either as a result of exercising the conversion option in the convertible bonds in the Fund or as an alternative to convertible bonds when it deems it appropriate.

Risk factors

If you are in any doubt about the risk factors relevant to an investment, you should consult your stockbroker, bank manager, solicitor, accountant or other financial adviser.

- Convertible securities are subject to the risks associated with both fixed-income securities and equities, namely credit, price and interest-rate risks.
- Emerging country securities involve greater risk than those associated with developed countries including greater currency risk, economic and political risk, settlement risk, price volatility and may have debt unrated by internationally recognized credit rating organisations.
- If so provided in its investment policy, a Fund may use derivative instruments such as options, warrants, swaps and/or futures. Such strategies may be unsuccessful and incur losses for the Fund. Derivatives also involve risks different from, and, in certain cases, greater than, the risks presented by more traditional investments. The risks relate specifically to markets risks, management risk, credit risk, liquidity risk, the risk of mispricing or improper valuation of derivatives and the risk that derivatives may not correlate perfectly with underlying assets, interest rates and indices.

PERFORMANCE



	2010	2009	2008
Global Convertible Bond A	8.31	23.71	-25.30
Global Convertible Bond B	7.24	22.54	-26.06
Global Convertible Bond I	8.87	24.23	-24.94

The graph above shows past performance in US Dollar. Past performance is not necessarily a guide to the future performance results. Calculations are NAV to NAV and net of fees. Performance is shown for the last three full calendar years.

Profile of the typical investor

In light of the Global Convertible Bond Fund’s investment objective it may be appropriate for investors who:

- Seek to invest in Fixed Income Securities.
- Seek capital appreciation over the long term.
- Seek income whether in the form of capital appreciation or distributions, as outlined in “Treatment of income”.
- Accept the risks associated with this type of investment, as set out in “Risk factors” above.

Appendix

To the Simplified Prospectus of Morgan Stanley Investment Funds

Commissions and expenses

Fees charged to the investor

Class:	Subscription Sales Charges:	Redemption: Contingent Deferred Sales Charge ("CDSC"):	Conversion Charges:
S/SD/SO/ SOX/SX	None	None	None
Z/ZD/ZH/ZHX/ ZO/ZOX/ZX	Up to 1.00%	None	None
I/ID/IH/IHX/IO/ IOX/IX	Up to 3.00%	None	None
A/AD/ADX/AH/ AHX/AO/AOX/ AX	Up to 4.00%	None	None
B/BD/BDX/BH/ BHX/BO/BOX/ BX	None	Time Period Since Subscription: 0-365 Days 4.00% 1-2 Years 3.00% 2-3 Years 2.00% 3-4 Years 1.00% 4 Years and thereafter None	CDSC: None
C/CD/CH/CHX/ CO/COX/CX	None	Time Period Since Subscription: 0-365 Days and thereafter 1.00% None	CDSC: None
N/ND/NH/NHX/ NO/NOX/NX	None	None	None

Please refer to the current Application Form for availability of share classes in your jurisdiction.

A CDSC may be assessed on an amount equal to the lesser of the initial purchase price of the Class B, BD, BDX, BH, BHX, BO, BOX, BX, C, CD, CH, CHX, CO, COX or CX Shares being redeemed or the current Net Asset Value of the Class B, BD, BDX, BH, BHX, BO, BOX, BX, C, CD, CH, CHX, CO, COX or CX Shares. Accordingly no CDSC will be imposed on increases in Net Asset Value above the initial purchase price. The amount of such fee depends upon the length of time for which the Class B, BD, BDX, BH, BHX, BO, BOX, BX, C, CD, CH, CHX, CO, COX or CX Shares have been held.

Fund's operating expenses charged directly to the Global Convertible Bond Fund and reflected in the Net Asset Value:

	Classes A/AD/ADX/AH/AHX/AO/AOX/AOX/AX	Classes B/BD/BDX/BH/BHX/BO/BOX/BX	Classes C/CD/CH/CHX/CO/COX/CX	Classes I/ID/IH/IHX/IO/IOX/IX	Classes N/ND/NH/NHX/NO/NOX/NX	Classes S/SD/SO/SOX/SX	Classes Z/ZD/ZH/ZHX/ZO/ZOX/ZX
Investment							
Advisory Fee:	1.00%	1.00%	1.60%	0.60%	None	0.55%	0.60%
Distribution Fee:	None	1.00%	None	None	None	None	None
Shareholder Service Fee:	0.15%	0.15%	0.15%	0.08%	None	0.05%	0.08%

Where the Distributor and its affiliates invest on behalf of clients, or their clients invest directly into Class N, ND, NH, NHX, NO, NOX and NX Shares, such clients may pay to the Distributor or its affiliates, a base management fee, a performance fee or a mixture of both a base management fee and a performance fee.

The Investment Advisory Fee, Distribution Fee and Shareholder Service Fee are all calculated based on the average daily net assets before deduction of any fees.

The Fund is subject to other fees and expenses which include, but are not limited to, custody, administration and transfer agency fees, legal and audit fees, printing expenses, costs of publication of the Net Asset Value (whether for regulatory purposes or otherwise) and other fees and expenses permitted to be paid out of the assets of the Company, as set out in the Prospectus and the Company's Articles of Incorporation.

Additional important information

The Global Convertible Bond Fund is established for an unlimited period of time.

Legal structure:	Sub-fund of Morgan Stanley Investment Funds
Launch date:	July 1992
Total Net Assets:	USD 1,084.8 million (as of 31st December 2010)
Reference currency:	US Dollar (USD)

Appendix

To the Simplified Prospectus of Morgan Stanley Investment Funds

RELATING TO MORGAN STANLEY INVESTMENT FUNDS GLOBAL HIGH YIELD BOND FUND

(the “Global High Yield Bond Fund” or the “Fund”)

The information contained in this Appendix should be read in conjunction with the full text of the Simplified Prospectus

Investment objective and policy

The Global High Yield Bond Fund’s investment objective is to provide an attractive rate of return, measured in US Dollars, through investments worldwide primarily in Fixed Income Securities issued by corporations that are rated lower than “BBB-” by S&P or “Baa3” by Moody’s or similarly by another internationally recognised rating service or determined to be of similar creditworthiness by the Investment Adviser. These investments may include Fixed Income Securities issued in emerging markets. **Investors should refer to “Risk factors” below for special risk considerations applicable to emerging markets.** Investment in higher yielding securities is speculative as it generally entails increased credit and market risk. Such securities are subject to the risk of an issuer’s inability to meet principal and interest payments on its obligations (credit risk) and may also be subject to price volatility due to such factors as interest rate sensitivity, market perception of the creditworthiness of the issuer and general market liquidity. In selecting securities, the Fund will consider, among other things, the price of the security and the issuer’s financial history, condition, management and prospects. The Fund will endeavour to mitigate the risks associated with high yield securities, by diversifying its holdings by issuer, industry, credit quality and geographically.

With a view to enhancing returns and/or as part of the investment strategy, the Fund may (in accordance with the investment powers and restrictions set out in Appendix A of the Prospectus) make use of exchange traded and over-the-counter options, futures and other derivatives for investment or efficient portfolio management (including hedging) purposes.

As the Fund will use financial derivative instruments, investors should refer to “Risk factors” below for special risk considerations applicable to derivatives. The Fund may, on an ancillary basis, invest in other Fixed Income Securities (including securities issued by governments and agencies, and securities which are rated “BBB-” or higher by S&P or “Baa3” or higher by Moody’s, or similarly rated by another internationally recognised rating service or determined to be of similar creditworthiness by the Investment Manager).

Risk factors

If you are in any doubt about the risk factors relevant to an investment, you should consult your stockbroker, bank manager, solicitor, accountant or other financial adviser.

- Fixed-income securities are subject to credit risk, which is an issuer’s inability to meet principal and interest payments on the obligations, and may be subject to price volatility due to interest rate sensitivity.
- If so provided in its investment policy, a Fund may use of derivative instruments such as options, warrants, swaps and/or futures. Such strategies may be unsuccessful and incur losses for the Fund. Derivatives also involve risks different from, and, in certain cases, greater than, the risks presented by more traditional investments. The risks relate specifically to markets risks, management risk, credit risk, liquidity risk, the risk of mispricing or improper valuation of derivatives and the risk that derivatives may not correlate perfectly with underlying assets, interest rates and indices.
- Emerging country securities involve greater risk than those associated with developed countries including greater currency risk, economic and political risk, settlement risk, price volatility and may have debt unrated by internationally recognized credit rating organisations.

PERFORMANCE

Not yet available.

Profile of the typical investor

In light of the Global High Yield Bond Fund’s investment objective it may be appropriate for investors who:

- Seek to invest in Fixed Income Securities.
- Seek capital appreciation over the long term.
- Seek income whether in the form of capital appreciation or distributions, as outlined in “Treatment of income”.
- Accept the risks associated with this type of investment, as set out in “Risk factors” above.

Appendix

To the Simplified Prospectus of Morgan Stanley Investment Funds

Commissions and expenses

Fees charged to the investor

Class:	Subscription Sales Charges:	Redemption: Contingent Deferred Sales Charge ("CDSC"):	Conversion Charges:
S/SD/SO/ SOX/SX	None	None	None
Z/ZD/ZH/ZHX/ ZO/ZOX/ZX	Up to 1.00%	None	None
I/ID/IH/IHX/IO/ IOX/IX	Up to 3.00%	None	None
A/AD/ADX/AH/ AHX/AO/AOX/ AX	Up to 4.00%	None	None
B/BD/BDX/BH/ BHX/BO/BOX/ BX	None	Time Period Since Subscription: 0-365 Days 4.00% 1-2 Years 3.00% 2-3 Years 2.00% 3-4 Years 1.00% 4 Years and thereafter None	CDSC: None
C/CD/CH/CHX/ CO/COX/CX	None	Time Period Since Subscription: 0-365 Days and thereafter 1.00% None	CDSC: None
N/ND/NH/NHX/ NO/NOX/NX	None	None	None

Please refer to the current Application Form for availability of share classes in your jurisdiction.

A CDSC may be assessed on an amount equal to the lesser of the initial purchase price of the Class B, BD, BDX, BH, BHX, BO, BOX, BX, C, CD, CH, CHX, CO, COX or CX Shares being redeemed or the current Net Asset Value of the Class B, BD, BDX, BH, BHX, BO, BOX, BX, C, CD, CH, CHX, CO, COX or CX Shares. Accordingly no CDSC will be imposed on increases in Net Asset Value above the initial purchase price. The amount of such fee depends upon the length of time for which the Class B, BD, BDX, BH, BHX, BO, BOX, BX, C, CD, CH, CHX, CO, COX or CX Shares have been held.

Fund's operating expenses charged directly to the Global High Yield Bond Fund and reflected in the Net Asset Value:

	Classes A/AD/ADX/AH/AHX/AO/AOX/AOX/AX	Classes B/BD/BDX/BH/BHX/BO/BOX/BX	Classes C/CD/CH/CHX/CO/COX/CX	Classes I/ID/IH/IHX/IO/IOX/IX	Classes N/ND/NH/NHX/NO/NOX/NX	Classes S/SD/SO/SOX/SX	Classes Z/ZD/ZH/ZHX/ZO/ZOX/ZX
Investment							
Advisory Fee:	0.95%	0.95%	1.60%	0.60%	None	0.55%	0.60%
Distribution Fee:	None	1.00%	None	None	None	None	None
Shareholder Service Fee:	0.15%	0.15%	0.15%	0.08%	None	0.05%	0.08%

Where the Distributor and its affiliates invest on behalf of clients, or their clients invest directly into Class N, ND, NH, NHX, NO, NOX and NX Shares, such clients may pay to the Distributor or its affiliates, a base management fee, a performance fee or a mixture of both a base management fee and a performance fee.

The Investment Advisory Fee, Distribution Fee and Shareholder Service Fee are all calculated based on the average daily net assets before deduction of any fees.

The Fund is subject to other fees and expenses which include, but are not limited to, custody, administration and transfer agency fees, legal and audit fees, printing expenses, costs of publication of the Net Asset Value (whether for regulatory purposes or otherwise) and other fees and expenses permitted to be paid out of the assets of the Company, as set out in the Prospectus and the Company's Articles of Incorporation.

Additional important information

The Global High Yield Bond Fund is established for an unlimited period of time.

Legal structure:	Sub-fund of Morgan Stanley Investment Funds
Launch date:	Not yet launched
Total Net Assets:	N/A
Reference currency:	US Dollar (USD)

Appendix

To the Simplified Prospectus of Morgan Stanley Investment Funds

RELATING TO MORGAN STANLEY INVESTMENT FUNDS SHORT MATURITY EURO BOND FUND

(the “Short Maturity Euro Bond Fund” or the “Fund”)

The information contained in this Appendix should be read in conjunction with the full text of the Simplified Prospectus

Investment objective and policy

The Short Maturity Euro Bond Fund’s investment objective is to provide an attractive rate of return, measured in Euro, through market and instrument selection. This objective will be achieved by investing in high quality Fixed Income Securities denominated in the Euro. The Fund will invest primarily, in order to reduce volatility, in individual securities with maturity dates having a maximum unexpired term of five years. Securities will be deemed to be high quality if at the time of purchase they are rated either “BBB” or better by S&P or “Baa3” or better by Moody’s, or similarly rated by another internationally recognised rating service or determined to be of similar creditworthiness by the Investment Adviser. The Fund may continue to invest in such securities that are downgraded after purchase but may not make additional purchases of such securities.

With a view to enhancing returns and/or as part of the investment strategy, the Fund may (in accordance with the investment powers and restrictions set out in Appendix A of the Prospectus) make use of exchange traded and over-the-counter options, futures and other derivatives for investment or efficient portfolio management (including hedging) purposes. **As the Fund will use financial derivative instruments, investors should refer to “Risk factors” below for special risk considerations applicable to derivatives.**

Risk factors

If you are in any doubt about the risk factors relevant to an investment, you should consult your stockbroker, bank manager, solicitor, accountant or other financial adviser.

- Fixed-income securities are subject to credit risk, which is an issuer’s inability to meet principal and interest payments on the obligations, and may be subject to price volatility due to interest rate sensitivity.
- If so provided in its investment policy, a Fund may use derivative instruments such as options, warrants, swaps and/or futures. Such strategies may be unsuccessful and incur losses for the Fund. Derivatives also involve risks different from, and, in certain cases, greater than, the risks presented by more traditional investments. The risks relate specifically to markets risks, management risk, credit risk, liquidity risk, the risk of mispricing or improper valuation of derivatives and the risk that derivatives may not correlate perfectly with underlying assets, interest rates and indices.

PERFORMANCE



The graph above shows past performance in Euro. Past performance is not necessarily a guide to the future performance results. Calculations are NAV to NAV and net of fees. Performance is shown for the last three full calendar years.

Profile of the typical investor

In light of the Short Maturity Euro Bond Fund’s investment objective it may be appropriate for investors who:

- Seek to invest in Fixed Income Securities.
- Seek capital appreciation over the long term.
- Seek income whether in the form of capital appreciation or distributions, as outlined in “Treatment of income”.
- Accept the risks associated with this type of investment, as set out in “Risk factors” above.

Appendix

To the Simplified Prospectus of Morgan Stanley Investment Funds

Commissions and expenses

Fees charged to the investor

Class:	Subscription Sales Charges:	Redemption: Contingent Deferred Sales Charge ("CDSC"):	Conversion Charges:
S/SD/SO/ SOX/SX	None	None	None
Z/ZD/ZH/ZHX/ ZO/ZOX/ZX	Up to 1.00%	None	None
I/ID/IH/IHX/IO/ IOX/IX	Up to 3.00%	None	None
A/AD/ADX/AH/ AHX/AO/AOX/ AX	Up to 4.00%	None	None
B/BD/BDX/BH/ BHX/BO/BOX/ BX	None	Time Period Since Subscription: 0-365 Days 4.00% 1-2 Years 3.00% 2-3 Years 2.00% 3-4 Years 1.00% 4 Years and thereafter None	CDSC: None
C/CD/CH/CHX/ CO/COX/CX	None	Time Period Since Subscription: 0-365 Days 1.00% and thereafter None	CDSC: None
N/ND/NH/NHX/ NO/NOX/NX	None	None	None

Please refer to the current Application Form for availability of share classes in your jurisdiction.

A CDSC may be assessed on an amount equal to the lesser of the initial purchase price of the Class B, BD, BDX, BH, BHX, BO, BOX, BX, C, CD, CH, CHX, CO, COX or CX Shares being redeemed or the current Net Asset Value of the Class B, BD, BDX, BH, BHX, BO, BOX, BX, C, CD, CH, CHX, CO, COX or CX Shares. Accordingly no CDSC will be imposed on increases in Net Asset Value above the initial purchase price. The amount of such fee depends upon the length of time for which the Class B, BD, BDX, BH, BHX, BO, BOX, BX, C, CD, CH, CHX, CO, COX or CX Shares have been held.

Fund's operating expenses charged directly to the Short Maturity Euro Bond Fund and reflected in the Net Asset Value:

	Classes A/AD/ADX/AH/AHX/AO/AOX/AX	Classes B/BD/BDX/BH/BHX/BO/BOX/BX	Classes C/CD/CH/CHX/CO/COX/CX	Classes I/ID/IH/IHX/IO/IOX/IX	Classes N/ND/NH/NHX/NO/NOX/NX	Classes S/SD/SO/SOX/SX	Classes Z/ZD/ZH/ZHX/ZO/ZOX/ZX
Investment Advisory Fee:	0.80%	0.80%	1.45%	0.45%	None	0.30%	0.45%
Distribution Fee:	None	1.00%	None	None	None	None	None
Shareholder Service Fee:	0.15%	0.15%	0.15%	0.08%	None	0.05%	0.08%

Where the Distributor and its affiliates invest on behalf of clients, or their clients invest directly into Class N, ND, NH, NHX, NO, NOX and NX Shares, such clients may pay to the Distributor or its affiliates, a base management fee, a performance fee or a mixture of both a base management fee and a performance fee.

The Investment Advisory Fee, Distribution Fee and Shareholder Service Fee are all calculated based on the average daily net assets before deduction of any fees.

The Fund is subject to other fees and expenses which include, but are not limited to, custody, administration and transfer agency fees, legal and audit fees, printing expenses, costs of publication of the Net Asset Value (whether for regulatory purposes or otherwise) and other fees and expenses permitted to be paid out of the assets of the Company, as set out in the Prospectus and the Company's Articles of Incorporation.

Additional important information

The Short Maturity Euro Bond Fund is established for an unlimited period of time.

Legal structure:	Sub-fund of Morgan Stanley Investment Funds
Launch date:	August 1994
Total Net Assets:	EUR 525.8 million (as of 31st December 2010)
Reference currency:	Euro (EUR)

Appendix

To the Simplified Prospectus of Morgan Stanley Investment Funds

RELATING TO MORGAN STANLEY INVESTMENT FUNDS EURO GOVERNMENT LIQUIDITY FUND

(the “Euro Government Liquidity Fund” or the “Fund”)¹¹

The information contained in this Appendix should be read in conjunction with the full text of the Simplified Prospectus

Investment objective and policy

The Euro Government Liquidity Fund’s investment objective is to provide liquidity and an attractive rate of return, measured in Euro, consistent with the preservation of capital.

The Euro Government Liquidity Fund will invest in short-term Euro denominated fixed and floating rate debt securities issued by a permissible issuer.

For this purpose, a permissible issuer is (i) a Eurozone government; (ii) a government of a European Union Member State which is outside the Eurozone, or (iii) any government agency, any local or regional government or equivalent organisation, which in each case carries an explicit guarantee by a Eurozone government or a government of a European Union Member State which is outside the Eurozone.

For securities which are issued by a permissible issuer and which have a long term rating, the Fund is restricted to investing in securities rated A/A2 or higher by S&P or Moody’s respectively or similarly rated by another internationally recognised rating service.

For securities which are issued by a permissible issuer and which have a short term rating, the Fund is restricted to investing in securities rated A-1/P1 or higher by S&P or Moody’s respectively or similarly rated by another internationally recognised rating service.

The Fund may also invest in unrated securities issued by a permissible issuer provided that the permissible issuer is rated A/A2 or higher by S&P or Moody’s respectively or, similarly rated by another internationally recognised rating service.

The Fund’s portfolio will have a weighted average maturity that will not exceed 60 days, and a weighted average life that will not exceed 120 days. The Fund will hold only securities which, at the time of their purchase, have an initial or remaining maturity of 397 days or less or securities for which the reference interest rate is adjusted at least every 397 days on the basis of market conditions.

The Fund may also hold cash and cash equivalents on an ancillary basis.

The Fund may remain invested in securities that are downgraded after purchase but may not make additional purchases of such securities.

The Fund will not use derivatives other than as provided below.

The Fund may also, for efficient portfolio management purposes, enter into repurchase agreements (as set out in Appendix A of the Prospectus) with highly-rated counterparties. The repurchase agreements will be fully collateralised exclusively by Euro denominated securities issued by (i) a Eurozone government or (ii) a government of a European Union Member State which is outside the Eurozone. The credit quality restrictions set out above will apply to securities held as collateral. Securities issued by a government agency, a local or regional government or equivalent organisation will not be held as collateral under repurchase agreements. The restrictions on maturity set out above will not apply to securities held as collateral.

It is expected, although it cannot be assured, that the Fund’s Net Asset Value per Share of Classes AHX, AX, BHX, BX, CHX, CX, IHX, IX, NHX, NX, SX, ZHX and ZX will remain stable at Euro 1.00 through the distribution of dividends.

For the purposes, and within the meaning of the CESR’s Guidelines 10-049 dated May 19, 2010 on a common definition of European money market funds, the Fund shall qualify as a Short-Term Money Market Fund.

As the Fund will have short weighted average maturity and weighted average life, the investment in the Fund is expected to carry less risks of loss and potential for return for investors as would otherwise be the case if the Fund would have longer weighted average maturity and weighted average life. The Fund will normally achieve a lower rate of return than the Equity Funds, Bond Funds, Asset Allocation Funds and Alternative Investment Funds over the long-term, but it may offer investors a safer alternative when these forms of investment look vulnerable.

Investors should refer to “Risk factors” below for special risk considerations applicable to repurchase agreements.

Risk factors

If you are in any doubt about the risk factors relevant to an investment, you should consult your stockbroker, bank manager, solicitor, accountant or other financial adviser.

- Returns are influenced by interest rate fluctuations.
- The Euro Government Liquidity Fund is also subject to credit risk, which is an issuer’s inability to meet principal and interest payments on its obligations, although the Euro Government Liquidity Fund seeks to minimise such risk by limiting investments to high quality issuers.

¹¹ The Euro Government Liquidity Fund is not available for subscription at the date of this Simplified Prospectus. The Fund may be launched at the Directors’ discretion, at which time, confirmation of the launch of the Euro Government Liquidity Fund will be made available at the registered office of the Company.

Appendix

To the Simplified Prospectus of Morgan Stanley Investment Funds

- The Fund may enter into repurchase transactions, please refer to the "Risk factors" above.

PERFORMANCE

Not yet available.

Profile of the typical investor

In light of the Euro Government Liquidity Fund's investment objective it may be appropriate for investors who:

- Seek to invest in a liquidity fund.
- Seek liquidity from their investments.
- Seek income whether in the form of capital appreciation or distributions as outlined in "Treatment of income".
- Accept the risks associated with this type of investment, as set out in "Risk factors" above.

Commissions and expenses

Fees charged to the investor

Class:	Subscription Sales Charges:	Redemption: Contingent Deferred Sales Charge ("CDSC"):	Conversion Charges:
S/SD/SO/ SOX/SX	None	None	None
Z/ZD/ZH/ZHX/ ZO/ZOX/ZX	Up to 1.00%	None	None
I/ID/IH/IHX/IO/ IOX/IX	Up to 3.00%	None	None
A/AD/ADX/AH/ AHX/AO/AOX/ AX	None	None	None
B/BD/BDX/BH/ BHX/BO/BOX/ BX	None	Time Period Since Subscription: 0-365 Days 4.00% 1-2 Years 3.00% 2-3 Years 2.00% 3-4 Years 1.00% 4 Years and thereafter None	CDSC: None
C/CD/CH/CHX/ CO/COX/CX	None	Time Period Since Subscription: 0-365 Days and thereafter 1.00% None	CDSC: None
N/ND/NH/NHX/ NO/NOX/NX	None	None	None

Please refer to the current Application Form for availability of share classes in your jurisdiction.

A CDSC may be assessed on an amount equal to the lesser of the initial purchase price of the Class B, BD, BDX, BH, BHX, BO, BOX, BX, C, CD, CH, CHX, CO, COX or CX Shares being redeemed or the current Net Asset Value of the Class B, BD, BDX, BH, BHX, BO, BOX, BX, C, CD, CH, CHX, CO, COX or CX

Shares. Accordingly no CDSC will be imposed on increases in Net Asset Value above the initial purchase price. The amount of such fee depends upon the length of time for which the Class B, BD, BDX, BH, BHX, BO, BOX, BX, C, CD, CH, CHX, CO, COX or CX Shares have been held.

Fund's operating expenses charged directly to the Euro Government Liquidity Fund and reflected in the Net Asset Value¹²:

	Classes A/AD/ADX/AH/AHX/AO/AOX/AX	Classes B/BD/BDX/BH/BHX/BO/BOX/BX	Classes C/CD/CH/CHX/CO/COX/CX	Classes I/ID/IH/IHX/IO/IOX/IX	Classes N/ND/NH/NHX/NO/NOX/NX	Classes S/SD/SO/SOX/SX	Classes Z/ZD/ZH/ZHX/ZO/ZOX/ZX
Investment Advisory Fee:	0.40%	0.40%	0.75%	0.15%	None	0.15%	0.15%
Distribution Fee:	None	0.75%	None	None	None	None	None
Shareholder Service Fee:	0.05%	0.05%	0.05%	0.05%	None	0.05%	0.05%

Where the Distributor and its affiliates invest on behalf of clients, or their clients invest directly into Class N, ND, NH, NHX, NO, NOX and NX Shares, such clients may pay to the Distributor or its affiliates, a base management fee, a performance fee or a mixture of both a base management fee and a performance fee.

The Investment Advisory Fee, Distribution Fee and Shareholder Service Fee are all calculated based on the average daily net assets before deduction of any fees.

The Fund is subject to other fees and expenses which include, but are not limited to, custody, administration and transfer agency fees, legal and audit fees, printing expenses, costs of publication of the Net Asset Value (whether for regulatory purposes or otherwise) and other fees and expenses permitted to be paid out of the assets of the Company, as set out in the Prospectus and the Company's Articles of Incorporation.

Additional important information

The Euro Government Liquidity Fund is established for an unlimited period of time.

Legal structure:	Sub-fund of Morgan Stanley Investment Funds
Launch date:	To be determined
Total Net Assets:	EUR 0 (as of 31st December 2010)
Reference currency:	Euro (EUR)

¹² The Investment Adviser will rebate a percentage of its investment advisory fee so that the maximum total charges and expenses of the Euro Government Liquidity Fund ("Total Expenses") will be 0.45% for Class A Shares, 1.20% for Class B Shares, 0.75% for Class C Shares, 0.20% for Class I Shares, 0.05% for Class N Shares, 0.15% for Class S Shares and 0.20% for Class Z Shares. The Total Expenses will include all charges, fees and expenses described in the Section 2.5 of the Prospectus.

Appendix

To the Simplified Prospectus of Morgan Stanley Investment Funds

RELATING TO MORGAN STANLEY INVESTMENT FUNDS

EURO LIQUIDITY FUND

(the “Euro Liquidity Fund” or the “Fund”)

The information contained in this Appendix should be read in conjunction with the full text of the Simplified Prospectus

Investment objective and policy

The Euro Liquidity Fund’s investment objective is to provide liquidity and high current income, to the extent consistent with the preservation of capital, primarily by investing in high quality short-term transferable debt securities that are denominated in Euro, provided that, at the time of acquisition, their initial or residual maturity does not exceed 397 days taking into account any financial instruments connected therewith, or the terms and conditions governing those securities provide that the applicable interest rate is adjusted at least annually on the basis of market conditions. The Fund may, on an ancillary basis, invest in non-Euro denominated debt securities. The Fund may also hold up to 49% of its net assets in cash and cash equivalents, including time deposits in depository institutions and money market instruments having an initial or residual maturity of less than 12 months, taking into account any financial instruments connected to them. The Fund’s portfolio will have a weighted average maturity that will not exceed 60 days, and a weighted average life that will not exceed 120 days. It is expected, although it cannot be assured, that the Fund’s Net Asset Value per Share of Classes IHX, IX, AHX, AX, BHX, BX, CHX, CX, NHX, NX, SX, ZHX and ZX will remain stable at Euro 1.00, through the distribution of dividends.

For the purposes, and within the meaning of the CESR’s Guidelines 10-049 dated 19th May, 2010 on a common definition of European money market funds, the Fund shall qualify as a Short-Term Money Market Fund. The Fund does not intend to invest in derivatives and/or any other financial instruments other than transferable debt securities, as further detailed above in the description of the investment objective of the Fund.

As the Fund will have short weighted average maturity and weighted average life, the investment in the Fund is expected to carry less risks of loss and potential for return for investors as would otherwise be the case if the Fund would have longer weighted average maturity and weighted average life. The Fund will normally achieve a lower rate of return than the Equity Funds, Bond Funds, Asset Allocation Funds and Alternative Investment Funds over the long-term, but it may offer investors a safer alternative when these forms of investment look vulnerable. Investments made by the Fund in non-Euro denominated debts securities may carry a risk of loss relating to applicable exchange rates.

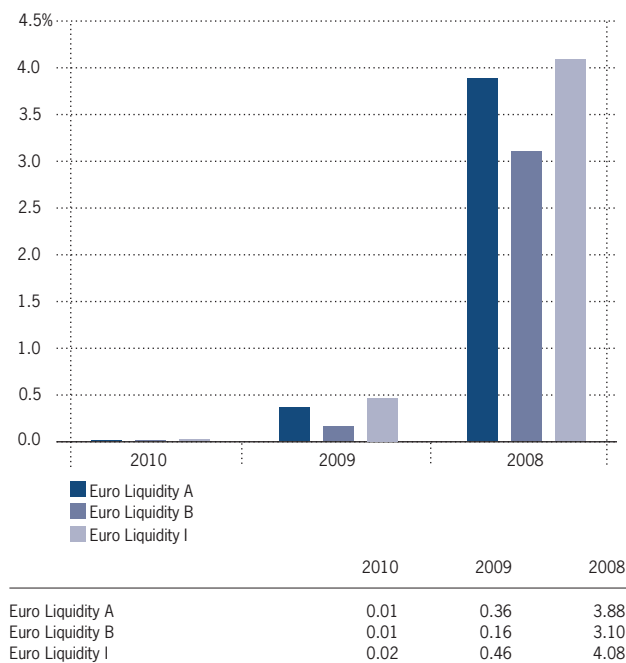
Investors should refer to “Risk Factors” below for special risk considerations applicable to repurchase agreements and to exchange rates.

Risk factors

If you are in any doubt about the risk factors relevant to an investment, you should consult your stockbroker, bank manager, solicitor, accountant or other financial adviser.

- Returns are influenced by interest rate fluctuations.
- Exchange rate movements will cause the Fund’s value to decrease or increase.
- The Euro Liquidity Fund is also subject to credit risk, which is an issuer’s inability to meet principal and interest payments on its obligations, although the Euro Liquidity Fund seeks to minimise such risk by limiting investments to high quality issuers.
- The Fund may enter into repurchase transactions, please refer to the “Risk factors” above.

PERFORMANCE



The graph above shows past performance in Euro. Past performance is not necessarily a guide to the future performance results. Calculations are NAV to NAV and net of fees. Performance is shown for the last three full calendar years.

Profile of the typical investor

In light of the Euro Liquidity Fund’s investment objective it may be appropriate for investors who:

- Seek to invest in a liquidity fund.
- Seek liquidity from their investments.
- Seek income whether in the form of capital appreciation or distributions, as outlined in “Treatment of income”.
- Accept the risks associated with this type of investment, as set out in “Risk factors” above.

Appendix

To the Simplified Prospectus of Morgan Stanley Investment Funds

Commissions and expenses

Fees charged to the investor

Class:	Subscription Sales Charges:	Redemption: Contingent Deferred Sales Charge ("CDSC"):	Conversion Charges:
S/SD/SO/ SOX/SX	None	None	None
Z/ZD/ZH/ZHX/ ZO/ZOX/ZX	Up to 1.00%	None	None
I/ID/IH/IHX/IO/ IOX/IX	Up to 3.00%	None	None
A/AD/ADX/AH/ AHX/AO/AOX/ AX	None	None	None
B/BD/BDX/BH/ BHX/BO/BOX/ BX	None	Time Period Since Subscription: 0-365 Days 4.00% 1-2 Years 3.00% 2-3 Years 2.00% 3-4 Years 1.00% 4 Years and thereafter None	CDSC: None
C/CD/CH/CHX/ CO/COX/CX	None	Time Period Since Subscription: 0-365 Days 1.00% and thereafter None	CDSC: None
N/ND/NH/NHX/ NO/NOX/NX	None	None	None

Please refer to the current Application Form for availability of share classes in your jurisdiction.

A CDSC may be assessed on an amount equal to the lesser of the initial purchase price of the Class B, BD, BDX, BH, BHX, BO, BOX, BX, C, CD, CH, CHX, CO, COX or CX Shares being redeemed or the current Net Asset Value of the Class B, BD, BDX, BH, BHX, BO, BOX, BX, C, CD, CH, CHX, CO, COX or CX Shares. Accordingly no CDSC will be imposed on increases in Net Asset Value above the initial purchase price. The amount of such fee depends upon the length of time for which the Class B, BD, BDX, BH, BHX, BO, BOX, BX, C, CD, CH, CHX, CO, COX or CX Shares have been held.

Fund's operating expenses charged directly to the Euro Liquidity Fund and reflected in the Net Asset Value:

	Classes A/AD/ADX/AH/AHX/AO/AOX/AX	Classes B/BD/BDX/BH/BHX/BO/BOX/BX	Classes C/CD/CH/CHX/CO/COX/CX	Classes I/ID/IH/IHX/IO/IOX/IX	Classes N/ND/NH/NHX/NO/NOX/NX	Classes S/SD/SO/SOX/SX	Classes Z/ZD/ZH/ZHX/ZO/ZOX/ZX
Investment Advisory Fee:	0.50%	0.50%	0.85%	0.20%	None	–	0.20%
Distribution Fee:	None	0.75%	None	None	None	None	None
Shareholder Service Fee:	0.05%	0.05%	0.05%	0.05%	None	0.05%	0.05%

Where the Distributor and its affiliates invest on behalf of clients, or their clients invest directly into Class N, ND, NH, NHX, NO, NOX and NX Shares, such clients may pay to the Distributor or its affiliates, a base management fee, a performance fee or a mixture of both a base management fee and a performance fee.

The Investment Advisory Fee, Distribution Fee and Shareholder Service Fee are all calculated based on the average daily net assets before deduction of any fees.

The Fund is subject to other fees and expenses which include, but are not limited to, custody, administration and transfer agency fees, legal and audit fees, printing expenses, costs of publication of the Net Asset Value (whether for regulatory purposes or otherwise) and other fees and expenses permitted to be paid out of the assets of the Company, as set out in the Prospectus and the Company's Articles of Incorporation.

Additional important information

The Euro Liquidity Fund is established for an unlimited period of time.

Legal structure:	Sub-fund of Morgan Stanley Investment Funds
Launch date:	January 2000
Total Net Assets:	EUR 164.8 million (as of 31st December 2010)
Reference currency:	Euro (EUR)

Appendix

To the Simplified Prospectus of Morgan Stanley Investment Funds

RELATING TO MORGAN STANLEY INVESTMENT FUNDS

US DOLLAR LIQUIDITY FUND

(the “US Dollar Liquidity Fund” or the “Fund”)

The information contained in this Appendix should be read in conjunction with the full text of the Simplified Prospectus

Investment objective and policy

The US Dollar Liquidity Fund’s investment objective is to provide liquidity and high current income, to the extent consistent with the preservation of capital, primarily by investing in high quality short-term transferable debt securities that are denominated in US Dollars, provided that, at the time of acquisition, their initial or residual maturity does not exceed 397 days, taking into account any financial instruments connected therewith, or the terms and conditions governing those securities provide that the interest rate applicable thereto is adjusted at least annually on the basis of market conditions. The Fund may also hold up to 49% of its net assets in cash and cash equivalents, including time deposits in depository institutions and money market instruments having an initial or residual maturity of less than 12 months, taking into account any financial instruments connected therewith. The Fund’s portfolio will have a weighted average maturity that will not exceed 60 days, and a weighted average life that will not exceed 120 days. It is expected, although it cannot be assured, that the Fund’s Net Asset Value per Share of Classes IHX, IX, AHX, AO, AOX, AX, BHX, BO, BOX, BX, CHX, CO, COX, CX, NHX, NO, NOX, NX, S, SO, SOX, SX, ZHX, ZO, ZOX and ZX will remain stable at \$1.00, through the distribution of dividends.

For the purposes, and within the meaning of the CESR’s Guidelines 10-049 dated 19th May, 2010 on a common definition of European money market funds, the Fund shall qualify as a Short-Term Money Market Fund. The Fund does not intend to invest in derivatives and/or any other financial instruments other than transferable debt securities, as further detailed above in the description of the investment objective of the Fund.

As the Fund will have short weighted average maturity and weighted average life, the investment in the Fund is expected to carry less risks of loss and potential for return for investors as would otherwise be the case if the Fund would have longer weighted average maturity and weighted average life. The Fund will normally achieve a lower rate of return than the Equity Funds, Bond Funds, Asset Allocation Funds and Alternative Investment Funds over the long-term, but it may offer investors a safer alternative when these forms of investment look vulnerable.

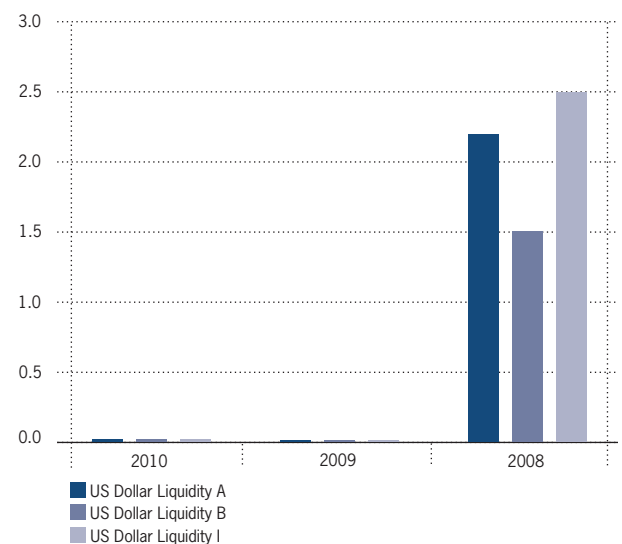
Investors should refer to “Risk factors” below for special risk considerations applicable to repurchase agreements.

Risk factors

If you are in any doubt about the risk factors relevant to an investment, you should consult your stockbroker, bank manager, solicitor, accountant or other financial adviser.

- Returns are influenced by interest rate fluctuations.
- The US Dollar Liquidity Fund is also subject to credit risk, which is an issuer’s inability to meet principal and interest payments on its obligations, although the US Dollar Liquidity Fund seeks to minimise such risk by limiting investments to high quality issuers.
- The Fund may enter into repurchase transactions, please refer to the “Risk factors” above.

PERFORMANCE



	2010	2009	2008
US Dollar Liquidity A	0.02	0.01	2.19
US Dollar Liquidity B	0.02	0.01	1.50
US Dollar Liquidity I	0.02	0.01	2.49

The graph above shows past performance in US Dollar. Past performance is not necessarily a guide to the future performance results. Calculations are NAV to NAV and net of fees. Performance is shown for the last three full calendar years.

Profile of the typical investor

In light of the US Dollar Liquidity Fund’s investment objective it may be appropriate for investors who:

- Seek to invest in a liquidity fund.
- Seek liquidity from their investments.
- Seek income whether in the form of capital appreciation or distributions, as outlined in “Treatment of income”.
- Accept the risks associated with this type of investment, as set out in “Risk factors” above.

Appendix

To the Simplified Prospectus of Morgan Stanley Investment Funds

Commissions and expenses

Fees charged to the investor

Class:	Subscription Sales Charges:	Redemption: Contingent Deferred Sales Charge ("CDSC"):	Conversion Charges:
S/SD/SO/ SOX/SX	None	None	None
Z/ZD/ZH/ZHX/ ZO/ZOX/ZX	Up to 1.00%	None	None
I/ID/IH/IHX/IO/ IOX/IX	Up to 3.00%	None	None
A/AD/ADX/AH/ AHX/AO/AOX/ AX	None	None	None
B/BD/BDX/BH/ BHX/BO/BOX/ BX	None	Time Period Since Subscription: 0-365 Days 4.00% 1-2 Years 3.00% 2-3 Years 2.00% 3-4 Years 1.00% 4 Years and thereafter None	CDSC: None
C/CD/CH/CHX/ CO/COX/CX	None	Time Period Since Subscription: 0-365 Days 1.00% and thereafter None	CDSC: None
N/ND/NH/NHX/ NO/NOX/NX	None	None	None

Please refer to the current Application Form for availability of share classes in your jurisdiction.

A CDSC may be assessed on an amount equal to the lesser of the initial purchase price of the Class B, BD, BDX, BH, BHX, BO, BOX, BX, C, CD, CH, CHX, CO, COX or CX Shares being redeemed or the current Net Asset Value of the Class B, BD, BDX, BH, BHX, BO, BOX, BX, C, CD, CH, CHX, CO, COX or CX Shares. Accordingly no CDSC will be imposed on increases in Net Asset Value above the initial purchase price. The amount of such fee depends upon the length of time for which the Class B, BD, BDX, BH, BHX, BO, BOX, BX, C, CD, CH, CHX, CO, COX or CX Shares have been held.

Fund's operating expenses charged directly to the US Dollar Liquidity Fund and reflected in the Net Asset Value:

	Classes A/AD/ ADX/AH/ AHX/AO/ AOX/AX	Classes B/BD/ BDX/BH/ BHX/BO/ BOX/BX	Classes C/CD/ CH/CHX/ CO/COX/ CX	Classes I/ID/ IH/IHX/ IO/IOX/ IX	Classes N/ND/ NH/NHX/ NO/NOX/ NX	Classes S/SD/ SO/SOX/ SX	Classes Z/ZD/ ZH/ZHX/ ZO/ZOX/ ZX
Investment Advisory Fee:	0.50%	0.50%	0.85%	0.20%	None	–	0.20%
Distribution Fee:	None	0.75%	None	None	None	None	None
Shareholder Service Fee:	0.05%	0.05%	0.05%	0.05%	None	0.05%	0.05%

Where the Distributor and its affiliates invest on behalf of clients, or their clients invest directly into Class N, ND, NH, NHX, NO, NOX and NX Shares, such clients may pay to the Distributor or its affiliates, a base management fee, a performance fee or a mixture of both a base management fee and a performance fee.

The Investment Advisory Fee, Distribution Fee and Shareholder Service Fee are all calculated based on the average daily net assets before deduction of any fees.

The Fund is subject to other fees and expenses which include, but are not limited to, custody, administration and transfer agency fees, legal and audit fees, printing expenses, costs of publication of the Net Asset Value (whether for regulatory purposes or otherwise) and other fees and expenses permitted to be paid out of the assets of the Company, as set out in the Prospectus and the Company's Articles of Incorporation.

Additional important information

The US Dollar Liquidity Fund is established for an unlimited period of time.

Legal structure:	Sub-fund of Morgan Stanley Investment Funds
Launch date:	March 1998
Total Net Assets:	USD 231.9 million (as of 31st December 2010)
Reference currency:	US Dollar (USD)

Appendix

To the Simplified Prospectus of Morgan Stanley Investment Funds

RELATING TO MORGAN STANLEY INVESTMENT FUNDS DIVERSIFIED ALPHA PLUS FUND

(the “Diversified Alpha Plus Fund” or the “Fund”)

The information contained in this Appendix should be read in conjunction with the full text of the Simplified Prospectus

Investment objective and policy

The Diversified Alpha Plus Fund’s investment objective is to generate a risk managed return in excess of a composite benchmark comprising: (i) 60% of global equities represented by the MSCI All Country World Index, (ii) 30% of European Fixed Income Securities, represented by the Barclays Capital Euro Aggregate Bond, (iii) 5% of commodities represented by the S&P GSCI™ Light Energy Index, and (iv) 5% cash represented by the Euro OverNight Index Average (EONIA) (the “Composite Benchmark”), net of fees.

In accordance with the requirements of the Luxembourg regulator, the ex-ante Value at Risk (VaR) of the Fund will be limited to 200% of the ex-ante VaR of the Composite Benchmark, as measured by the Investment Adviser’s proprietary risk management system. VaR is used to estimate the maximum value of a portfolio that can be lost over any one month period given a probability level of 99% (although this monitoring does not, under any circumstances, guarantee a minimum performance).

The Fund will seek to achieve its investment objective as follows:

- i) by taking long and short positions, either directly or (specifically in the case of short positions) through the use of derivatives as described below, in a diversified range of equity and equity related securities of any market capitalisation, Fixed Income Securities and currencies and eligible structured products such as commodity-linked notes, the underlying of which are commodity indices and/or sub-indices, the value of which is linked to the value or movement of the returns of a commodity or basket of commodities or commodity derivatives contract, subject to the provisions of Directive EC 2007/16; or
- ii) using one or more derivatives to gain exposure to the S&P GSCI™ Light Energy Index, including swaps, forwards, options, and other contingent liability investments whether executed on a recognised exchange or market or traded over-the-counter (“OTC”).

The Investment Adviser will use a top-down investment approach that focuses on asset class, sector, region and country selection, as opposed to stock-by-stock selection, and will make such allocation decisions without regard to any particular limit as to geographical location, sector, credit rating, maturity, currency denomination or market capitalisation. Such allocation decisions will be the result of directional views taken by the Investment Adviser taking into

account results of its fundamental market research and recommendations generated by its quantitative models.

The Fund’s investment strategy will be implemented by using derivatives (in accordance with the investment powers and restrictions set out in Appendix A) such as exchange traded and over-the-counter options, futures, swaps and other derivatives for investment or efficient portfolio management (including hedging) purposes. In addition, the Fund may use exchange-traded funds (“ETFs”) to gain exposure to various asset classes. Depending on their structures, the ETFs will either qualify as transferable securities under Article 41(1)(a) or else their underlyings will comply with Article 41(1)(e) of the Law of 20th December 2002 on undertakings for collective investment (as amended), as set out in paragraphs 2.1(a) and 2.1(f) of Appendix A respectively. The Fund may also invest, to a limited extent, in ETFs under Article 41(2)(a) as set out in paragraph 2.2 of Appendix A of the Prospectus.

The Fund may also make the following investments or use the following financial instruments:

- i) currency spot transactions, currency forward transactions, non-deliverable currency forward transactions and money market funds, the assets of which may be managed by the Investment Adviser or any of its related, associated or affiliated companies; and/or
- ii) deposits, fixed or floating rate instruments (including but not limited to commercial paper), floating rate notes, certificates of deposit, debentures, asset backed securities and government or corporate bonds, cash and cash equivalents; and/or
- iii) up to 10% of the Sub-Fund may be invested in accordance with paragraph 2.2. of Appendix A. In particular, investment may be made in a regulated undertaking for collective investment having exposure to commodities indices.

Investors should refer to “Risk factors” below for special risk considerations applicable to currency markets, emerging markets, commodities and derivatives.

Risk factors

If you are in any doubt about the risk factors relevant to an investment, you should consult your stockbroker, bank manager, solicitor, accountant or other financial adviser.

- If so provided in its investment policy, a Fund may use derivative instruments such as options, warrants, swaps and/or futures. Such strategies may be unsuccessful and incur losses for the Fund. Derivatives also involve risks different from, and, in certain cases, greater than, the risks presented by more traditional investments. These risks relate specifically to market risks, management risk, credit risk, liquidity risk, the risk of mispricing or improper valuation of derivatives and the risk

Appendix

To the Simplified Prospectus of Morgan Stanley Investment Funds

that derivatives may not correlate perfectly with underlying assets, interest rates and indices.

- Emerging country securities involve greater risk than those associated with developed countries including greater currency risk, economic and political risk, settlement risk, price volatility and may have debt unrated by internationally recognized credit rating organisations.
- Exchange rate risk.
- Exchange rate movements will cause the Fund's value to decrease or increase.
- Returns may be influenced by interest rate fluctuations.
- Commodity futures are highly volatile. Commodity markets are influenced by many external factors over which the Fund will have little or no control. Futures positions may be illiquid because certain commodity exchanges limit fluctuations in certain futures contract prices.

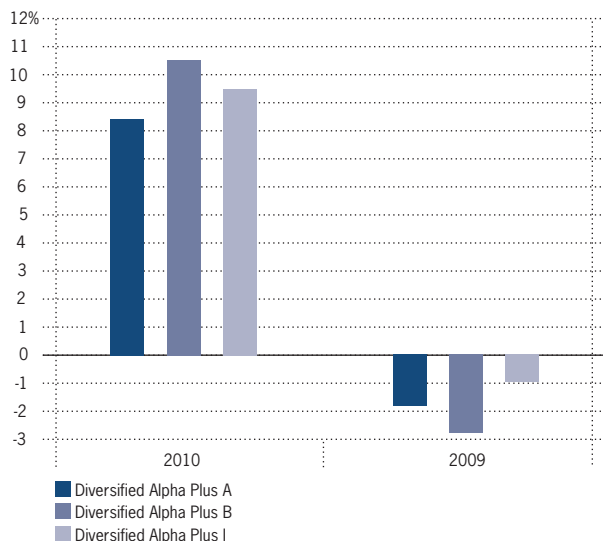
- Accept the risks associated with this type of investment, as set out in "Risk factors" above.

Commissions and expenses

Fees charged to the investor

Class:	Subscription Sales Charges:	Redemption: Contingent Deferred Sales Charge ("CDSC"):	Conversion Charges:
S/SD/SO/SOX/SX	Up to 3.00%	None	None
Z/ZD/ZH/ZHX/ZO/ZOX/ZX	Up to 1.00%	None	None
I/ID/IH/IHX/IO/IOX/IX	Up to 3.00%	None	None
A/AD/ADX/AH/AHX/AO/AOX/AX	Up to 5.75%	None	None
B/BD/BDX/BH/BHX/BO/BOX/BX	None	Time Period Since Subscription: 0-365 Days 4.00% 1-2 Years 3.00% 2-3 Years 2.00% 3-4 Years 1.00% 4 Years and thereafter None	CDSC: None
C/CD/CH/CHX/CO/COX/CX	None	Time Period Since Subscription: 0-365 Days 1.00% and thereafter None	CDSC: None
N/ND/NH/NHX/NO/NOX/NX	None	None	None

PERFORMANCE



	2010	2009	2008
Diversified Alpha Plus A	8.42	-1.85	0.00
Diversified Alpha Plus B	10.52	-2.81	0.00
Diversified Alpha Plus I	9.50	-0.98	0.00

Profile of the typical investor

In light of the Diversified Alpha Plus Fund's investment objective it may be appropriate for investors who:

- Seek a return over the medium term.
- Seek a balanced investment that focuses on those asset classes the Investment Adviser finds tactically most attractive.
- Seek an investment that includes the use of both long and synthetically short investment strategies.

Please refer to the current Application Form for availability of share classes in your jurisdiction.

A CDSC may be assessed on an amount equal to the lesser of the initial purchase price of the Class B, BD, BDX, BH, BHX, BO, BOX, BX, C, CD, CH, CHX, CO, COX or CX Shares being redeemed or the current Net Asset Value of the Class B, BD, BDX, BH, BHX, BO, BOX, BX, C, CD, CH, CHX, CO, COX or CX Shares. Accordingly no CDSC will be imposed on increases in Net Asset Value above the initial purchase price. The amount of such fee depends upon the length of time for which the Class B, BD, BDX, BH, BHX, BO, BOX, BX, C, CD, CH, CHX, CO, COX or CX Shares have been held.

Appendix

To the Simplified Prospectus of Morgan Stanley Investment Funds

Fund's operating expenses charged directly to the Diversified Alpha Plus Fund and reflected in the Net Asset Value:

	Classes A/AD/ ADX/AH/ AHX/AO/ AOX/AX	Classes B/BD/ BDX/BH/ BHX/BO/ BOX/BX	Classes C/CD/ CH/CHX/ CO/COX/ CX	Classes I/ID/ IH/IHX/ IO/IOX/ IX	Classes N/ND/ NH/NHX/ NO/NOX/ NX	Classes S/SD/ SO/SOX/ SX	Classes Z/ZD/ ZH/ZHX/ ZO/ZOX/ ZX
Investment							
Advisory Fee:	1.75%	1.75%	2.45%	0.80%	None	–	0.80%
Distribution Fee:	None	1.00%	None	None	None	None	None
Shareholder							
Service Fee:	0.15%	0.15%	0.15%	0.08%	None	0.05%	0.08%

Where the Distributor and its affiliates invest on behalf of clients, or their clients invest directly into Class N, ND, NH, NHX, NO, NOX and NX Shares, such clients may pay to the Distributor or its affiliates, a base management fee, a performance fee or a mixture of both a base management fee and a performance fee.

The Investment Advisory Fee, Distribution Fee and Shareholder Service Fee are all calculated based on the average daily net assets before deduction of any fees.

The Investment Adviser will be entitled to a Performance Fee if the Share Class Return exceeds the Benchmark Return and the Gross Asset Value exceeds the High Water Mark over the Performance Period. If the Performance Fee is payable, it shall be calculated by applying the rate of 20% of the Outperformance to the Weighted Average Notional Shares in issue over the performance period. Definitions of these phrases and examples of Performance Fee calculations are contained in the Prospectus.

The Fund is subject to other fees and expenses which include, but are not limited to, custody, administration and transfer agency fees, legal and audit fees, printing expenses, costs of publication of the Net Asset Value (whether for regulatory purposes or otherwise) and other fees and expenses permitted to be paid out of the assets of the Company, as set out in the Prospectus and the Company's Articles of Incorporation.

Additional important information

The Diversified Alpha Plus Fund is established for an unlimited period of time.

Legal structure:	Sub-fund of Morgan Stanley Investment Funds
Launch date:	29th June 2007
Total Net Assets:	EUR 374.7 million (as at 31st December 2010)
Reference currency:	Euro (EUR)

Appendix

To the Simplified Prospectus of Morgan Stanley Investment Funds

RELATING TO MORGAN STANLEY INVESTMENT FUNDS EMERGING MARKETS SECURITIES FUND¹³

(the “Emerging Markets Securities Fund” or the “Fund”)

The information contained in this Appendix should be read in conjunction with the full text of the Simplified Prospectus

Investment objective and policy

The Emerging Markets Securities Fund’s investment objective is to seek to maximise total return, measured in US Dollars, through investment primarily in emerging country securities – both equity and debt.

Emerging markets means low or middle income countries as classified by the World Bank provided that the markets of these countries comply with the criteria of Article 41(1) a), b) or c) of the Law of 20th December 2002 on undertakings for collective investment (as amended) (“Recognised Exchanges”). Investment in securities listed on exchanges which are not Recognised Exchanges shall be treated as investments in non-listed securities (see Appendix A – Investment Powers and Restrictions) until such time as such exchanges are deemed to be Recognised Exchanges.

As markets in other countries develop, the Fund expects to expand and further diversify the emerging markets in which it invests. The Fund may invest in the securities of companies organised and located in countries other than emerging market countries where the value of the company’s securities will reflect principally conditions in an emerging country, or where the principal securities trading market for which is in an emerging country, or where 50% of the company’s revenue alone or on a consolidated basis is derived from either goods produced, sales made or services performed in emerging countries.

The Fund intends to invest its assets in emerging market debt securities that provide a high level of current income, while at the same time holding the potential for capital appreciation. The Fund will invest in emerging market equity securities in those emerging market countries in which the Investment Adviser believes that economies are developing strongly and in which the markets are becoming more sophisticated.

The Investment Adviser will allocate between equity and debt (both debt denominated in US Dollars and debt denominated in the local currency of issue) as a result of its directional view of the markets, based on fundamental research and asset valuation models.

The Fund may invest in debt securities of government and government-related issuers located in emerging markets (including

participations in loans between governments and financial institutions) and debt securities of corporate issuers located in or organised under the laws of emerging countries.

To the extent such securities comply with Article 41(1) of the Law of 20th December 2002 on undertakings for collective investment (as amended), the Fund may invest in debt securities of entities organised to restructure outstanding debt of emerging markets issuers.

For temporary defensive purposes, during periods in which the Investment Adviser believes changes in economic, financial or political conditions make it advisable, the Fund may reduce its holdings in emerging country securities to below 50% of the Fund’s assets and invest in other equity or debt securities.

Emerging market debt securities held by the Fund will take the form of bonds, notes, bills, debentures, convertible securities, bank debt obligations, short-term paper, mortgage and, subject to applicable law, other asset-backed securities, loan participations and loan assignments to the extent that these instruments are securitized. The Fund may also invest, to a limited extent, in warrants on transferable securities issued by issuers in emerging markets.

The Fund may use derivatives for the purpose of efficient portfolio management, hedging and for implementing investment strategies which aim to achieve the Fund’s investment objectives. Derivatives that may be used include, but are not limited to, any exchange traded futures (specifically interest rate futures), currency forwards and futures, government bond forwards, interest rate swaps, bond options, currency options, options on swaps (swaptions), credit default swaps and credit linked notes to the extent that such securities comply with Article 41(1) of the Law of 20th December 2002 on undertakings for collective investment (as amended).

Investors should refer to “Risk Factors” below for special risk considerations applicable to emerging markets and derivatives.

Risk factors

If you are in any doubt about the risk factors relevant to an investment, you should consult your stockbroker, bank manager, solicitor, accountant or other financial adviser.

- Emerging country securities involve greater risk than those associated with developed countries including greater currency risk, economic and political risk, settlement risk, price volatility and may have debt unrated by internationally recognized credit rating organisations.
- If so provided in its investment policy, a Fund may use derivative instruments such as options, warrants, swaps and/or futures. Such strategies may be unsuccessful and incur losses for

¹³ The Emerging Markets Securities Fund is not available for subscription at the date of this Prospectus. The Fund may be launched at the Directors’ discretion, at which time, confirmation of the launch of the Emerging Markets Securities Fund will be made available at the registered office of the Company.

Appendix

To the Simplified Prospectus of Morgan Stanley Investment Funds

the Fund. Derivatives also involve risks different from, and, in certain cases, greater than, the risks presented by more traditional investments. These risks relate specifically to market risks, management risk, credit risk, liquidity risk, the risk of mispricing or improper valuation of derivatives and the risk that derivatives may not correlate perfectly with underlying assets, interest rates and indices.

PERFORMANCE

Not yet available.

Profile of the typical investor

In light of the Emerging Markets Securities Fund's investment objective it may be appropriate for investors who:

- Seek capital appreciation over the long term.
- Seek a balanced investment that will allocate between equity and debt securities to the extent that the Investment Adviser deems most attractive.
- Seek income whether in the form of capital appreciation or distributions, as outlined in "Dividend Policy".
- Accept the risks associated with this type of investment, as set out in the "Risk factors" above.

Commissions and expenses

Fees charged to the investor

Class:	Subscription Sales Charges:	Redemption: Contingent Deferred Sales Charge ("CDSC"):	Conversion Charges:
S/SD/SO/ SOX/SX	None	None	None
Z/ZD/ZH/ZHX/ ZO/ZOX/ZX	Up to 1.00%	None	None
I/ID/IH/IHX/IO/ IOX/IX	Up to 3.00%	None	None
A/AD/ADX/AH/ AHX/AO/AOX/ AX	Up to 5.75%	None	None
B/BD/BDX/BH/ BHX/BO/BOX/ BX	None	Time Period Since Subscription: 0-365 Days 4.00% 1-2 Years 3.00% 2-3 Years 2.00% 3-4 Years 1.00% 4 Years and thereafter None	CDSC: None
C/CD/CH/CHX/ CO/COX/CX	None	Time Period Since Subscription: 0-365 Days and thereafter 1.00% None	CDSC: None
N/ND/NH/NHX/ NO/NOX/NX	None	None	None

Please refer to the current Application Form for availability of share classes in your jurisdiction.

A CDSC may be assessed on an amount equal to the lesser of the initial purchase price of the Class B, BD, BDX, BH, BHX, BO, BOX, BX, C, CD, CH, CHX, CO, COX or CX Shares being redeemed or the current Net Asset Value of the Class B, BD, BDX, BH, BHX, BO, BOX, BX, C, CD, CH, CHX, CO, COX or CX Shares. Accordingly no CDSC will be imposed on increases in Net Asset Value above the initial purchase price. The amount of such fee depends upon the length of time for which the Class B, BD, BDX, BH, BHX, BO, BOX, BX, C, CD, CH, CHX, CO, COX or CX Shares have been held.

Fund's operating expenses charged directly to the Emerging Markets Securities Fund and reflected in the Net Asset Value:

	Classes A/AD/ADX/AH/AHX/AO/AOX/AX	Classes B/BD/BDX/BH/BHX/BO/BOX/BX	Classes C/CD/CH/CHX/CO/COX/CX	Classes I/ID/IH/IHX/IO/IOX/IX	Classes N/ND/NH/NHX/NO/NOX/NX	Classes S/SD/SO/SOX/SX	Classes Z/ZD/ZH/ZHX/ZO/ZOX/ZX
Investment Advisory Fee:	1.80%	1.80%	2.50%	1.00%	None	-	1.00%
Distribution Fee:	None	1.00%	None	None	None	None	None
Shareholder Service Fee:	0.15%	0.15%	0.15%	0.08%	None	0.05%	0.08%

Where the Distributor and its affiliates invest on behalf of clients, or their clients invest directly into Class N, ND, NH, NHX, NO, NOX and NX Shares, such clients may pay to the Distributor or its affiliates, a base management fee, a performance fee or a mixture of both a base management fee and a performance fee.

The Investment Advisory Fee, Distribution Fee and Shareholder Service Fee are all calculated based on the average daily net assets before deduction of any fees.

The Fund is subject to other fees and expenses which include, but are not limited to, custody, administration and transfer agency fees, legal and audit fees, printing expenses, costs of publication of the Net Asset Value (whether for regulatory purposes or otherwise) and other fees and expenses permitted to be paid out of the assets of the Company, as set out in the Prospectus and the Company's Articles of Incorporation.

Additional important information

The Emerging Markets Securities Fund is established for an unlimited period of time.

Legal structure:	Sub-fund of Morgan Stanley Investment Funds
Launch date:	Not yet launched
Total Net Assets:	N/A
Reference currency:	US Dollars (USD)

Appendix

To the Simplified Prospectus of Morgan Stanley Investment Funds

RELATING TO MORGAN STANLEY INVESTMENT FUNDS ABSOLUTE RETURN CURRENCY FUND

(the “Absolute Return Currency Fund” or the “Fund”)

The information contained in this Appendix should be read in conjunction with the full text of the Simplified Prospectus

Investment objective and policy

The Absolute Return Currency Fund’s investment objective is to seek to generate a risk managed return, measured in Euros, that has a low level of correlation to other asset classes by investing in currency pairs. The Investment Adviser’s investment selection process is a discretionary strategy that combines views generated by fundamental macroeconomic and market research, and synthesizes them with recommendations generated by quantitative decision-support models.

The Absolute Return Currency Fund seeks to outperform the Euro OverNight Index Average (EONIA) by an amount proportional to estimated ex-ante Value at Risk (VaR) of the Fund over a 1-2 year period. In accordance with the requirements of the Luxembourg regulator (the “CSSF”), the ex-ante VaR of the Fund will be limited to 20%, as measured by the Investment Adviser’s proprietary risk management system. Except under exceptional market conditions, the Investment Adviser will maintain a VaR significantly below 20%, although the absolute level will vary over time, subject to the Investment Adviser’s assessment of the risks and rewards of available investment opportunities. The VaR is used to estimate the maximum value of a portfolio that can be lost over any one-month period given a probability level of 99% (although this monitoring does not, under any circumstances, guarantee a minimum performance).

The Fund will seek to achieve its investment objective through investing in money market funds which may be managed by the Investment Adviser or any of its related, associated or affiliated companies combined with the use of currency spot transactions, currency forward transactions and non-deliverable currency forward transactions.

A currency forward is a form of over-the-counter derivative that obliges one party to purchase a currency from another party at a fixed future date for a price and currency specified in the terms of the contract. Currency forwards may be used to increase or reduce exposure to currency price movements. Non-deliverable forwards are used to gain exposure to foreign currencies which are not internationally traded and do not have a forward market for non-domestic investors. All currency forwards, including non-deliverable forwards, will be cash settled in dollars. The Fund may take positions in currencies representing either a long or short exposure to the currency with respect to the Fund’s Base Currency. The Fund will also enter into spot currency contracts, which are similar to forward contracts, but generally provide for settlement on a cash basis within two days of the contract.

The Fund may also invest in bank deposits, fixed or floating rate instruments (including but not limited to commercial paper), floating rate notes, certificates of deposit, freely transferable promissory notes, debentures, asset backed securities and government or corporate bonds, cash and cash equivalents.

With a view to enhancing returns and/or as part of the investment strategy, the Fund may (in accordance with the investment powers and restrictions set out in Appendix A of the Prospectus) make use of exchange traded and over-the-counter options, futures, swaps and other derivatives for investment or efficient portfolio management (including hedging) purposes. The Investment Adviser may also make limited use of derivatives on global interest rates, to the extent that these positions supplement views generated by the Investment Adviser’s currency investment process. The Company may hypothecate, mortgage, charge or pledge the Fund’s investments whether outright or as collateral security for any debt liability or obligation for the purpose of entering into repurchase agreements and securities lending transactions and for posting collateral in support of derivative transactions.

Investors should refer to “Risk factors” below for special risk considerations applicable to currency markets, emerging markets and, as the Fund will use financial derivative instruments, derivatives.

Investors should also refer to “Risk factors” below for special risk considerations applicable to repurchase agreements and securities lending transactions.

Risk factors

If you are in any doubt about the risk factors relevant to an investment, you should consult your stockbroker, bank manager, solicitor, accountant or other financial adviser.

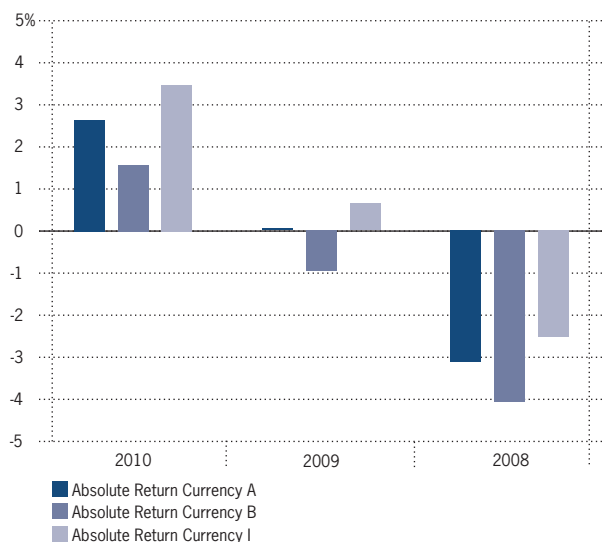
- If so provided in its investment policy, a Fund may use of derivative instruments such as options, warrants, swaps and/or futures. Such strategies may be unsuccessful and incur losses for the Fund. Derivatives also involve risks different from, and, in certain cases, greater than, the risks presented by more traditional investments. These risks relate specifically to market risks, management risk, credit risk, liquidity risk, the risk of mispricing or improper valuation of derivatives and the risk that derivatives may not correlate perfectly with underlying assets, interest rates and indices.
- Emerging country securities involve greater risk than those associated with developed countries including greater currency risk, economic and political risk, settlement risk, price volatility and may have debt unrated by internationally recognized credit rating organisations.
- Exchange rate movements will cause the Fund’s value to decrease or increase. Returns may be influenced by interest rate fluctuations.

Appendix

To the Simplified Prospectus of Morgan Stanley Investment Funds

- The Fund may enter into securities lending and repurchase transactions, please refer to the “Risk factors” above.

PERFORMANCE



The graph above shows past performance in Euro. Past performance is not necessarily a guide to the future performance results. Calculations are NAV to NAV and net of fees. Performance is shown for the last three full calendar years.

Profile of the typical investor

In light of the Absolute Return Currency Fund's investment objective it may be appropriate for investors who:

- Seek a return over the medium term.
- Seek an alternative asset class which has a low correlation to equities and bonds.
- Seek a risk-managed investment strategy that combines the results of fundamental macroeconomic and market research with recommendations generated by quantitative decision-support models.

* Accept the risks associated with this type of investment, as set out in “Risk factors” above.

Commissions and expenses

Fees charged to the investor

Class:	Subscription Sales Charges:	Redemption: Contingent Deferred Sales Charge (“CDSC”):	Conversion Charges:
S/SD/SO/SOX/SX	None	None	None
Z/Z1 ¹⁴ /ZD/ZH/ZHX/ZO/ZOX/ZX	Up to 1.00%	None	None
I ¹⁵ /I1 ¹⁶ /ID/IH/IHX/IO/IOX/IX	Up to 3.00%	None	None
A/A1 ¹⁷ /AD/ADX/AH/AHX/AO/AOX/AX	Up to 5.75%	None	None
B/B1 ¹⁸ /BD/BDX/BH/BHX/BO/BOX/BX	None	Time Period Since Subscription: 0-365 Days 4.00% 1-2 Years 3.00% 2-3 Years 2.00% 3-4 Years 1.00% 4 Years and thereafter None	CDSC: None
C/CD/CH/CHX/CO/COX/CX	None	Time Period Since Subscription: 0-365 Days 1.00% and thereafter None	CDSC: None
N/ND/NH/NHX/NO/NOX/NX	None	None	None

Please refer to the current Application Form for availability of share classes in your jurisdiction.

A CDSC be assessed on an amount equal to the lesser of the initial purchase price of the Class B, B1, BD, BDX, BH, BHX, BO, BOX, BX, C, CD, CH, CHX, CO, COX or CX Shares being redeemed or the current Net Asset Value of the Class B, B1, BD, BDX, BH, BHX, BO, BOX, BX, C, CD, CH, CHX, CO, COX or CX Shares. Accordingly no CDSC will be imposed on increases in Net Asset Value above the initial purchase price. The amount of such fee depends upon the length of time for which the Class B, B1, BD, BDX, BH, BHX, BO, BOX, BX, C, CD, CH, CHX, CO, COX or CX Shares have been held.

¹⁴ As from the date of the Prospectus, Share Class Z1 of the Absolute Return Currency Fund will be reclassified as Share Class Z of the Absolute Return Currency Fund with effect from the date of the Prospectus.

¹⁵ Share Class I in the Absolute Return Currency Fund is not available to subscriptions to first time applicants of the Company, the subscriptions from existing Shareholders of the Absolute Return Currency Fund and to conversions.

¹⁶ Share Class I1 is available for the Absolute Return Currency Fund.

¹⁷ Share Class A1 is available for the Absolute Return Currency Fund.

¹⁸ Share Class B1 is available for the Absolute Return Currency Fund.

Appendix

To the Simplified Prospectus of Morgan Stanley Investment Funds

Fund's operating expenses charged directly to the Absolute Return Currency Fund and reflected in the Net Asset Value:

	Classes A/B	Classes A1/AH/ AHX/AX/ B1/BH/ BHx/BO/ BOx/BX	Classes C/CH/ CHX/CO/ COX/CX	Classes I/Z	Classes I1/IH/ IHx/IX/ Z1/ZH/ ZHx/ZO/ ZOx/ZX	Classes S/SX	
Investment Advisory Fee:	2.00%	1.75%	2.45%	1.00%	0.80%	–	
	Classes A/A1/AD/ ADx/AH/ AHx/AO/ AOx/AX	Classes B/B1/BD/ BDx/BH/ BHx/BO/ BOx/BX	Classes C/CD/ CH/CHx/ CO/COx/ CX	Classes I/I1/ID/ IH/IHx/ IO/IOx/ IX	Classes N/ND/ NH/NHx/ NO/NOx/ NX	Classes S/SD/ SO/SOx/ SX	Classes Z/Z1/ZD/ ZH/ZHx/ ZO/ZOx/ ZX
Distribution Fee: Shareholder	None	1.00%	None	None	None	None	
Service Fee:	0.15%	0.15%	0.15%	0.08%	None	0.05%	0.08%

Where the Distributor and its affiliates invest on behalf of clients, or their clients invest directly into Class N, ND, NH, NHX, NO, NOX and NX Shares, such clients may pay to the Distributor or its affiliates, a base management fee, a performance fee or a mixture of both a base management fee and a performance fee.

The Investment Advisory Fee, Distribution Fee and Shareholder Service Fee are all calculated based on the average daily net assets before deduction of any fees.

The Investment Adviser will be entitled to a Performance Fee if the Share Class Return exceeds the Hurdle Rate and the Gross Asset Value exceeds the High Water Mark over the Performance Period. If the Performance Fee is payable, it shall be calculated by applying the rate of 20% of the Outperformance to the Weighted Average Notional Shares in issue over the performance period. Definitions of these phrases and examples of Performance Fee calculations are contained in the Prospectus.

The Fund is subject to other fees and expenses which include, but are not limited to, custody, administration and transfer agency fees, legal and audit fees, printing expenses, costs of publication of the Net Asset Value (whether for regulatory purposes or otherwise) and other fees and expenses permitted to be paid out of the assets of the Company, as set out in the Prospectus and the Company's Articles of Incorporation.

Additional important information

The Absolute Return Currency Fund is established for an unlimited period of time.

Legal structure:	Sub-fund of Morgan Stanley Investment Funds
Launch date:	27th February 2007
Total Net Assets:	EUR 59.3 million (as of 31st December 2010)
Reference currency:	Euro (EUR)

Additional Information

For Swiss Investors

Representative in Switzerland

The Representative in Switzerland is:

Morgan Stanley & Co. International plc, London, Zurich Branch,
Bahnhofstrasse 92, 8001 Zurich

Paying Agent in Switzerland

The Paying Agent in Switzerland is:

RBC Dexia Investor Services Bank S.A., Esch-sur-Alzette, Zurich
Branch, Badenerstrasse 567, 8048 Zurich

Place where the relevant documents may be obtained

Copies of the Prospectus, the Simplified Prospectus, the Articles of Incorporation and the annual and semi-annual reports of the Company may be obtained free of charge from the Representative in Switzerland.

Publications

Announcements of the Company, in particular concerning amendments to the Articles of Incorporation and the Prospectus, will be published in the Swiss Official Gazette of Commerce ("SHAB") and on www.fundinfo.com.

The Net Asset Value of the Shares of each Fund, together with an indication "commissions excluded" will be published daily on www.fundinfo.com.

FUND EXPENSE RATIO AS AT 31ST DECEMBER 2010

Funds Name – Share Class – Currency	Unaudited Fund Expense Ratio
Equity Funds	
Asian Equity Fund A – USD	1.82%
Asian Equity Fund B – USD	2.80%
Asian Equity Fund I – USD	1.04%
Asian Equity Fund C – USD	2.76%
Asian Equity Fund Z – USD	1.00%
Asian Property Fund A – USD	1.73%
Asian Property Fund AX – USD	1.73%
Asian Property Fund B – USD	2.73%
Asian Property Fund I – USD	0.98%
Asian Property Fund IX – USD	0.99%
Asian Property Fund Z – USD	0.95%
Emerging Europe, Middle East and Africa Equity Fund A – EUR	2.08%
Emerging Europe, Middle East and Africa Equity Fund AX – EUR	2.19%
Emerging Europe, Middle East and Africa Equity Fund B – EUR	3.05%
Emerging Europe, Middle East and Africa Equity Fund I – EUR	1.48%
Emerging Europe, Middle East and Africa Equity Fund C – EUR	2.76%
Emerging Europe, Middle East and Africa Equity Fund Z – EUR	1.43%
Emerging Markets Equity Fund A – USD	2.01%
Emerging Markets Equity Fund B – USD	3.01%
Emerging Markets Equity Fund I – USD	1.41%
Emerging Markets Equity Fund C – USD	2.80%
Emerging Markets Equity Fund N – USD	0.19%
Emerging Markets Equity Fund Z – USD	1.37%
European Equity Alpha Fund A – EUR	1.55%
European Equity Alpha Fund B – EUR	2.56%
European Equity Alpha Fund I – EUR	0.98%
European Equity Alpha Fund C – EUR	2.32%
European Equity Alpha Fund Z – EUR	0.91%
European Property Fund A – EUR	1.77%
European Property Fund AX – EUR	2.08%
European Property Fund B – EUR	2.80%

Funds Name – Share Class – Currency	Unaudited Fund Expense Ratio
Equity Funds	
European Property Fund I – EUR	1.03%
European Property Fund IX – EUR	1.12%
European Property Fund Z – EUR	0.99%
European Small Cap Value Fund A – EUR	2.32%
European Small Cap Value Fund AX – EUR	2.27%
European Small Cap Value Fund B – EUR	3.32%
Eurozone Equity Alpha Fund A – EUR	1.89%
Eurozone Equity Alpha Fund B – EUR	2.89%
Eurozone Equity Alpha Fund I – EUR	1.10%
Eurozone Equity Alpha Fund Z – EUR	1.11%
Global Brands Fund A – USD	1.68%
Global Brands Fund AX – USD	1.68%
Global Brands Fund B – USD	2.68%
Global Brands Fund B – USD	2.68%
Global Brands Fund C – USD	2.56%
Global Brands Fund I – USD	0.95%
Global Brands Fund Z – USD	0.91%
Global Brands Fund Z – USD	0.94%
Global Brands Fund AH – EUR	1.72%
Global Brands Fund AHX – EUR	1.74%
Global Brands Fund BH – EUR	2.70%
Global Brands Fund CH – EUR	2.63%
Global Brands Fund ZH – EUR	0.97%
Global Infrastructure Fund A – USD	2.26%
Global Infrastructure Fund AH – EUR	2.35%
Global Infrastructure Fund B – USD	2.99%
Global Infrastructure Fund BH – EUR	2.99%
Global Infrastructure Fund C – USD	2.98%
Global Infrastructure Fund Z – USD	1.42%
Global Opportunity Fund A – USD	2.07%
Global Opportunity Fund AH – EUR	2.26%
Global Opportunity Fund B – USD	3.07%
Global Opportunity Fund BH – EUR	3.26%
Global Opportunity Fund C – USD	2.87%
Global Opportunity Fund Z – USD	1.26%
Global Property Fund A – USD	1.85%
Global Property Fund AH – USD	1.97%
Global Property Fund B – USD	2.88%
Global Property Fund BH – USD	2.94%
Global Property Fund I – USD	1.11%
Global Property Fund IX – USD	1.16%
Global Property Fund C – USD	2.74%
Global Property Fund CH – USD	2.77%
Global Property Fund Z – USD	1.07%
Indian Equity Fund A – USD	1.95%
Indian Equity Fund B – USD	2.95%
Indian Equity Fund C – USD	2.91%
Indian Equity Fund I – USD	1.18%
Indian Equity Fund Z – USD	1.14%
Japanese Equity Fund A – JPY	1.93%
Japanese Equity Fund B – JPY	2.90%
Japanese Equity Fund C – JPY	2.09%
Japanese Equity Fund Z – JPY	1.12%
Japanese Equity Fund ZH – EUR	1.25%
Latin American Equity Fund A – USD	1.92%
Latin American Equity Fund B – USD	2.94%
Latin American Equity Fund I – USD	1.25%
Latin American Equity Fund C – USD	2.83%
Latin American Equity Fund Z – USD	1.20%
US Advantage Fund A – USD	1.74%
US Advantage Fund B – USD	2.73%
US Advantage Fund I – USD	0.95%
US Advantage Fund C – USD	2.63%
US Advantage Fund Z – USD	0.90%
US Advantage Fund AH – EUR	1.74%
US Advantage Fund BH – EUR	2.75%
US Advantage Fund ZH – EUR	0.99%

Additional Information

For Swiss Investors

Funds Name – Share Class – Currency	Unaudited Fund Expense Ratio	Funds Name – Share Class – Currency	Unaudited Fund Expense Ratio
Equity Funds		Bond Funds	
US Growth Fund A – USD	1.71%	Euro Strategic Bond Fund C – EUR	1.92%
US Growth Fund AX – USD	1.73%	Euro Strategic Bond Fund CD – EUR	1.86%
US Growth Fund B – USD	2.73%	Euro Strategic Bond Fund I – EUR	0.75%
US Growth Fund I – USD	0.94%	Euro Strategic Bond Fund Z – EUR	0.78%
US Growth Fund IX – USD	0.97%	Euro Strategic Bond Fund ZD – EUR	0.73%
US Growth Fund AH – EUR	1.77%	European Currencies High Yield Bond Fund A – EUR	1.19%
US Growth Fund BH – EUR	2.79%	European Currencies High Yield Bond Fund B – EUR	2.18%
US Growth Fund C – USD	2.59%	European Currencies High Yield Bond Fund C – EUR	1.90%
US Growth Fund Z – USD	0.88%	European Currencies High Yield Bond Fund Z – EUR	0.70%
US Growth Fund ZH – EUR	0.93%	European Currencies High Yield Bond Fund I – EUR	0.77%
US Property Fund A – USD	1.80%	Global Bond Fund A – USD	1.17%
US Property Fund B – USD	2.82%	Global Bond Fund AX – USD	1.41%
US Property Fund AX – USD	2.06%	Global Bond Fund AH – EUR	1.31%
US Property Fund Z – USD	1.11%	Global Bond Fund B – USD	2.16%
US Property Fund I – USD	1.07%	Global Bond Fund BH – EUR	2.29%
Bond Funds		Global Bond Fund C – USD	1.85%
Emerging Markets Debt Fund A – USD	1.75%	Global Bond Fund I – USD	0.75%
Emerging Markets Debt Fund AX – USD	1.86%	Global Bond Fund IX – USD	1.00%
Emerging Markets Debt Fund B – USD	2.73%	Global Bond Fund Z – USD	0.72%
Emerging Markets Debt Fund I – USD	1.15%	Global Convertible Bond Fund A – USD	1.28%
Emerging Markets Debt Fund AH – EUR	1.79%	Global Convertible Bond Fund B – USD	2.30%
Emerging Markets Debt Fund BH – EUR	2.79%	Global Convertible Bond Fund I – USD	0.82%
Emerging Markets Debt Fund C – USD	2.58%	Global Convertible Bond Fund IH – EUR	0.88%
Emerging Markets Debt Fund Z – USD	1.11%	Global Convertible Bond Fund AH – EUR	1.34%
Emerging Markets Debt Fund ZH – EUR	1.46%	Global Convertible Bond Fund BH – EUR	2.32%
Emerging Markets Debt Fund NH – EUR	0.33%	Global Convertible Bond Fund CH – EUR	2.00%
Emerging Markets Debt Fund S – USD	0.92%	Global Convertible Bond Fund S – USD	0.68%
Emerging Markets Domestic Debt Fund A – USD	1.77%	Global Convertible Bond Fund Z – USD	0.77%
Emerging Markets Domestic Debt Fund AX – USD	1.77%	Global Convertible Bond Fund ZH – EUR	0.82%
Emerging Markets Domestic Debt Fund AH – EUR	1.82%	Global Convertible Bond Fund ZHX – EUR	0.80%
Emerging Markets Domestic Debt Fund B – USD	2.76%	Short Maturity Euro Bond Fund A – EUR	1.10%
Emerging Markets Domestic Debt Fund BH – EUR	2.79%	Short Maturity Euro Bond Fund B – EUR	2.10%
Emerging Markets Domestic Debt Fund I – USD	1.20%	Short Maturity Euro Bond Fund C – EUR	1.74%
Emerging Markets Domestic Debt Fund C – USD	2.50%	Short Maturity Euro Bond Fund I – EUR	0.67%
Emerging Markets Domestic Debt Fund Z – USD	1.15%	Short Maturity Euro Bond Fund Z – EUR	0.62%
Emerging Markets Domestic Debt Fund ZX – USD	1.32%	Liquidity Funds	
Emerging Markets Domestic Debt Fund ZH – EUR	0.87%	Euro Liquidity Fund A – EUR	0.39%
Euro Bond Fund A – EUR	1.09%	Euro Liquidity Fund B – EUR	0.40%
Euro Bond Fund I – EUR	0.68%	Euro Liquidity Fund I – EUR	0.36%
Euro Bond Fund B – EUR	2.08%	Euro Liquidity Fund C – EUR	0.86%
Euro Bond Fund C – EUR	1.85%	Euro Liquidity Fund Z – EUR	0.35%
Euro Bond Fund Z – EUR	0.61%	US Dollar Liquidity Fund A – USD	0.27%
Euro Bond Fund IX – EUR	0.73%	US Dollar Liquidity Fund AX – USD	0.27%
Euro Corporate Bond Fund A – EUR	1.06%	US Dollar Liquidity Fund B – USD	0.27%
Euro Corporate Bond Fund AX – EUR	1.08%	US Dollar Liquidity Fund BX – USD	0.28%
Euro Corporate Bond Fund AD – EUR	1.05%	US Dollar Liquidity Fund I – USD	0.29%
Euro Corporate Bond Fund ADX – EUR	1.28%	US Dollar Liquidity Fund IX – USD	0.25%
Euro Corporate Bond Fund B – EUR	2.07%	US Dollar Liquidity Fund Z – USD	0.31%
Euro Corporate Bond Fund BD – EUR	2.08%	Asset Allocation Funds	
Euro Corporate Bond Fund BDZ – EUR	2.28%	Diversified Alpha Plus Fund I – EUR	1.15%
Euro Corporate Bond Fund C – EUR	1.85%	Diversified Alpha Plus Fund A – EUR	2.14%
Euro Corporate Bond Fund CD – EUR	1.99%	Diversified Alpha Plus Fund AH – USD	2.08%
Euro Corporate Bond Fund N – EUR	0.08%	Diversified Alpha Plus Fund B – EUR	3.13%
Euro Corporate Bond Fund NX – EUR	0.10%	Diversified Alpha Plus Fund BH – USD	3.20%
Euro Corporate Bond Fund Z – EUR	0.60%	Diversified Alpha Plus Fund C – EUR	2.87%
Euro Corporate Bond Fund ZD – EUR	0.59%	Diversified Alpha Plus Fund Z – EUR	1.10%
Euro Corporate Bond Fund I – EUR	0.64%		
Euro Corporate Bond Fund S – EUR	0.57%		
Euro Strategic Bond Fund A – EUR	1.18%		
Euro Strategic Bond Fund AX – EUR	1.49%		
Euro Strategic Bond Fund AD – EUR	1.44%		
Euro Strategic Bond Fund ADX – EUR	1.44%		
Euro Strategic Bond Fund B – EUR	2.19%		
Euro Strategic Bond Fund BX – EUR	2.17%		
Euro Strategic Bond Fund BD – EUR	2.23%		
Euro Strategic Bond Fund BDZ – EUR	2.20%		

Additional Information

For Swiss Investors

Funds Name – Share Class – Currency	Unaudited Fund Expense Ratio
Alternative Investment Funds	
Absolute Return Currency A – EUR	1.65%*
Absolute Return Currency AH – USD	2.04%*
Absolute Return Currency B – EUR	2.69%*
Absolute Return Currency I – EUR	1.06%*
Absolute Return Currency IH – EUR	1.66%*

* Share class performance as at the period ended 31st December 2010 did not exceed the performance high water mark, therefore no performance fee was due at the year end. For this reason, no further TER disclosure is required.

PORTFOLIO TURNOVER RATE AS AT 31ST DECEMBER 2010

Funds Name	Unaudited portfolio turnover rate (%)
	(N.B. – portfolio turnover rates in the brackets are negative figures)
Equity Funds	
Asian Equity Fund	52.25
Asian Property Fund	(0.65)
Emerging Europe, Middle East and Africa Equity Fund	(3.30)
Emerging Markets Equity Fund	81.48
European Equity Alpha Fund	(33.59)
European Property Fund	(70.39)
European Small Cap Value Fund	127.49
Eurozone Equity Alpha Fund	(51.76)
Global Brands Fund	(17.02)
Global Infrastructure Fund	(2.48)
Global Opportunity Fund	1.44
Global Property Fund	(54.03)
Indian Equity Fund	(98.20)
Japanese Equity Fund	47.28
Latin American Equity Fund	15.11
US Advantage Fund	(159.79)
US Growth Fund	(90.04)
US Property Fund	(93.12)
Bond Funds	
Emerging Markets Debt Fund	(58.19)
Emerging Markets Domestic Debt Fund	(171.85)
Euro Bond Fund	10.87
Euro Corporate Bond Fund	(41.30)
Euro Strategic Bond Fund	(69.48)
European Currencies High Yield Bond Fund	(120.25)
Global Bond Fund	164.07
Global Convertible Bond (USD) Fund	82.43
Short Maturity Euro Bond Fund	(64.39)
Liquidity Funds	
Euro Liquidity Fund	(592.40)
US Dollar Liquidity Fund	(497.18)
Asset Allocation Funds	
Diversified Alpha Plus Fund	(222.93)
Alternative Investment Funds	
Absolute Return Currency Fund	(274.44)

www.morganstanleyinvestmentfunds.com

Morgan Stanley